





**KINEDYNE®**



**CARGO SECUREMENT SOLUTIONS**

# KINEDYNE®



We recently completed a major expansion of our manufacturing capabilities in an effort to provide even more value to our customers.





# We wrote the book on Cargo Securement. Here's your copy.

See French (page 4) and Spanish (page 5) for translation.

## FOUR DECADES OF EXCELLENCE

Over the course of four decades, Kinedyne has evolved from a company with a single facility and two employees – to a multinational organization with hundreds of employees at facilities in four countries. Today, our commitment to

providing our customers with the finest quality Cargo Control Products available has expanded from North America to around the globe. We continue to invest in the principles which differentiated us from our competition.

Continuous improvement in our people, service

commitment, manufacturing capabilities, technological infrastructure, engineering and quality control have established the trust and loyalty in the Kinedyne name that exists today.

## INVESTMENT IN MANUFACTURING CAPABILITIES

Kinedyne has recently completed a major expansion and standardization of our manufacturing capabilities and processes worldwide. Our expanded capabilities now include;

- **Metal Fabrication Equipment** including coil-fed stamping presses with capacity up to 350 tons, wire forming machines, shearing, robotic welding, tube mill and roll-forming equipment.
- **Metal Processing & Finishing Equipment** including heat treatment and plating lines, deburring operations, and an electrocoating (E-coat) paint line.
- **Webbing Textile Production** that supports warping, weaving, finishing and stenciling.
- **Sewing & Final Assembly Operations** for a variety of web products, winches, cargo bars, decking beams, ratchets, end-fittings and buckles.

All of these combined make Kinedyne the only truly vertically integrated manufacturer and distributor of cargo securement solutions.

## LOOKING TO THE FUTURE

The expanded investment in our resources will enable Kinedyne to;

- Reduce lead times to our customers
- Expand our product offering
- Shorten the product development cycle
- Create a standardization of product, packaging and pricing
- Protect our intellectual property

## CATALOG HIGHLIGHTS

Kinedyne is in the unique position of being able to standardize our most popular products for a variety of global markets. Our products and this catalog, use English, French and Spanish language content to provide critical product information to our customers in a trilingual format. In this catalog, we have added many new products and categories, such as GripLink Tire Chains, Slings, Cables, Chain Accessories and Retail Solutions. In addition to expanded Flatbed and Interior Van product sections, you will find completely new offerings for the Auto Towing & Transport segment, as well as our four-season Steadymate line of Recreational Vehicle Tie-Down products.

We invite you to explore this new catalog and the many products developed by Kinedyne, the world leader in cargo control.








# Nous avons écrit la Bible de l'arrimage.

## Voici votre exemplaire...

### QUATRE DÉCENNIES D'EXCELLENCE

Au cours des quatre dernières décennies, Kinedyne a bien évolué, d'une entreprise avec une seule usine et deux employés, à une organisation multinationale comptant des centaines d'employés travaillant dans des usines situées dans quatre pays. Aujourd'hui, notre engagement à offrir à nos clients la meilleure qualité de produits d'arrimage sur le marché a franchi les limites de l'Amérique



du Nord et touche l'ensemble du globe. Nous continuons d'investir dans les principes qui nous ont différenciés de nos concurrents. L'amélioration continue de nos employés, le service à la clientèle, les capacités de production, l'infrastructure technologique, l'ingénierie et le contrôle de la qualité, voilà ce qui a permis au nom Kinedyne d'être aujourd'hui synonyme de confiance et la loyauté.

### INVESTISSEMENTS DANS NOS CAPACITÉS DE PRODUCTION

Kinedyne a récemment complété un important processus d'expansion et standardisation de nos capacités et procédés de production à travers le monde. Nos capacités étendues comprennent maintenant :

- **Équipement de fabrication de métal**, incluant des presses d'estampillage alimentées par bobine, de capacité jusqu'à 350 tonnes, machines de production de câble, de cisaillement, soudure robotisée, tube broyeur et profilage.
- **Équipement de Traitement et Finition du métal**, incluant traitement thermique et placage, opérations d'ébavurage et peinture au revêtement électrolytique (E-Coat).



- **Production de sangles textiles**, pouvant effectuer l'ourdissage, le tissage, la finition et le marquage au pochoir.
- **Couture et opérations d'assemblage final** pour une variété de produits avec sangles, treuils, barres cargo, poutrelles d'empilage, cliquets, raccords et boucles.

Toutes ces opérations combinées font de Kinedyne le seul manufacturier et distributeur de solutions d'arrimage réellement intégré verticalement.

### TOURNÉ VERS L'AVENIR

Les investissements dans le développement de nos ressources permettront à Kinedyne de :

- Réduire le délai d'approvisionnement pour nos clients
- Étendre notre offre de produits
- Raccourcir le cycle de développement de nouveaux produits
- Standardiser nos produits, emballages et prix
- Protéger notre propriété intellectuelle

### POINTS SAILLANTS DU CATALOGUE

Kinedyne est dans une position unique pour standardiser nos produits les plus populaires dans de nombreux marchés globaux. Nos produits et ce catalogue, avec un contenu en Anglais, Français et Espagnol, permettent d'offrir l'information clé à nos clients dans un format trilingue. Dans ce catalogue, nous avons ajouté plusieurs nouveaux produits et catégories, comme les chaînes pour pneu Griplink, Élingues, Câbles, Accessoires pour chaînes et solutions de détail. En plus de nos sections plus complètes de produits pour remorque à plateau et remorque fermée, vous trouverez une toute nouvelle section pour le remorquage et le transport d'automobiles, ainsi que notre gamme de produits d'arrimage pour véhicules récréatifs quatre saison Steadymate.

Nous vous invitons à explorer ce nouveau catalogue et les nombreux produits développés par Kinedyne, le leader mondial de l'arrimage.





# Nosotros somos los autores de El Libro del Control de Carga. Aquí esta su ejemplar...

## CUATRO DÉCADAS DE EXCELENCIA

En el transcurso de cuatro décadas, Kinedyne ha pasado de ser una empresa con una sola instalación y dos empleados, a ser una organización multinacional con cientos de empleados e instalaciones en cuatro países. Hoy por hoy, el compromiso con nuestros clientes, de proveer los Productos de Control de Carga de la mejor calidad disponibles en el mercado, se ha



expandido desde Norte América hacia todo el mundo. Nosotros continuamos invirtiendo en los principios que hasta ahora nos han diferenciado de la competencia. La capacitación y mejora continua de nuestra gente, el compromiso de servicio, la capacidad de fabricación e infraestructura tecnológica, ingeniería y el control de calidad, han logrado establecer la lealtad y la confianza con la que hoy cuenta Kinedyne.

## INVERSIÓN EN NUESTRA CAPACIDAD DE FABRICACIÓN

Recientemente, Kinedyne completo un ambicioso programa de expansión y estandarización de nuestras capacidades y procesos de producción a nivel global. Actualmente contamos con:

- **Equipo para la fabricación de elementos metálicos**, que incluye: prensas de estampado alimentadas por bobinas con capacidad hasta de 350 toneladas, máquinas de formado de alambre, cizalla, soldadura robotizada, producción de tubos y maquina para perfilados.
- **Procesadores de metal y equipo de refinamiento**, que incluye: tratamiento térmico y líneas de revestimiento electrolítico, operaciones de desbarbado y una línea de pinturas de revestimiento electroestático (E-coat).
- **Producción de correas textiles** que dan soporte a la urdidura, tejido, acabados y elaboración de esténcil.
- **Operaciones finales de ensamblaje y costura**, para una gran variedad de productos desarrollados por Kinedyne,

malacates, barras de carga, barras para doble piso/retención, trinquetes, anclajes y hebillas.

La combinación de todo lo anterior hace de Kinedyne el único y verdadero fabricante integrado verticalmente y distribuidor de soluciones de sujeción y control de carga.

## MIRANDO HACIA EL FUTURO

La inversión en la expansión de nuestros recursos, permitirá a Kinedyne:

- Reducir los tiempos de espera de los clientes
- Aumentar la variedad de productos
- Minimizar el ciclo de desarrollo de nuevos productos
- Implementar la estandarización de un producto, su empaque y su precio
- Proteger nuestra propiedad intelectual

## ASPECTOS SOBRESALIENTES DEL CATALOGO

Kinedyne se encuentra en una posición privilegiada, ya que tenemos la capacidad de estandarizar nuestros productos más populares para una gran variedad de mercados alrededor del mundo.

El contenido informativo de nuestros productos y catálogo, se encuentran en inglés, francés y español, para proporcionar a nuestros clientes toda la información que sea necesaria, en un formato trilingüe.

En este catálogo, hemos incluido nuevos productos y categorías, tales como Cadenas para Neumáticos Griplink, Elingas, Cables, Accesorios para Cadena y Soluciones para Ventas al por Menor. Adicionalmente a la expansión de la sección de productos para equipos abiertos y cerrados, usted encontrará ofertas totalmente nuevas para Remolque y Transporte de vehículos, así como nuestra línea de productos recreativos toda temporada, Steadymate.

¡Lo invitamos a explorar este nuevo catálogo y a conocer la variedad de productos desarrollado por Kinedyne, el líder mundial en control de carga!



# Table of Contents

SEE FRENCH (PAGE 7) AND SPANISH (PAGE 8) FOR TRANSLATION OF THIS CONTENT.

Manufacturing Capabilities.....	3
Product Selection & Safety Information .....	9

## FLATBED PRODUCTS

Winch Straps.....	12
Winches & Winch Track.....	14
Winch Specifications .....	18
Winch Bars .....	18
Ratchet Winch Bars .....	19
Strap Winders & Storage.....	20
Two-Inch Ratchet Straps .....	22
One-Inch Utility Straps.....	25
Chain, Bulk & Assemblies .....	26
Chain Binders .....	28
Chain Accessories .....	30
Flatbed Accessories.....	32
Specialized Flatbed Products.....	35

## INTERIOR VAN PRODUCTS

Logistic Straps.....	37
Logistic Track.....	38
Decking/Shoring Beams.....	42
Garment Bars & Accessories .....	44
Shoring Bars .....	45
Jack Bars .....	46
Saf-T-Lok Bars .....	48
Interior Van Accessories.....	49

## KAPTIVE BEAM SYSTEMS

K2 Kaptive Beam System.....	52
L1 Kaptive Beam System .....	55
Original Kaptive Beam System .....	56
Kaptive Beam System Accessories .....	57

## WEBBING

Bulk Webbing – Standard .....	58
Bulk Webbing – Specialty .....	59

## HARDWARE PRODUCTS

Ratchet Buckles.....	60
Cam Buckles .....	62
Overcenter Buckles.....	63
Flat Hooks.....	64
S Hooks .....	65
Snap Hooks .....	65
Wire Hooks .....	67
Rings .....	69
Chain Ends.....	71
Logistic Track Fittings.....	71
Speciality Hardware.....	73

## TIRE CHAINS

GripLink Heavy Duty Tire Chains .....	76
---------------------------------------	----

## AUTO TOWING & TRANSPORT

Auto Tie Downs, Tire Nets.....	78
--------------------------------	----

## RETAIL PRODUCTS

Retail Packaged Products .....	80
--------------------------------	----

## RECREATIONAL VEHICLE PRODUCTS

Steadymate Straps & Accessories .....	81
---------------------------------------	----

## MARKETING TOOLS

Point-of-Sale Displays.....	94
Product Training Accessories.....	94

## PART NUMBER INDEX

Part Number by Page Index .....	96
---------------------------------	----

## GENERAL INFORMATION

Kinedyne Locations .....	98
Kinedyne Customer Service.....	98
General Information .....	99
Warranty Statements.....	100
Industry Standards Reference.....	101
Corporate Mission Statement.....	102



# Table des Matières

Nos Capacités de Production .....	4
Sélection de Produits et Information sur la Sécurité .....	10

## PRODUITS POUR REMORQUES À PLATEAU

Courroies à treuil .....	12
Treuil et rails pour treuils .....	14
Spécifications des treuils .....	18
Barres à treuil .....	18
Barres à treuil à cliquet .....	19
Dévidoirs de courroie, Entreposage .....	20
Courroies 2" pour cliquet .....	22
Courroie utilitaire 1" .....	25
Chaînes, Vrac et Ensembles .....	26
Tendeurs à chaîne .....	28
Accessoires pour chaînes .....	30
Accessoires pour remorques à plateau .....	32
Produits spécialisés pour remorques à plateau .....	35

## PRODUITS POUR FOURGONS FERMÉS

Courroies Logistiques .....	37
Rails Logistiques .....	38
Poutrelles d'empilage et étayage .....	42
Poutrelles pour vêtements et accessoires .....	44
Poutrelles d'étayage .....	45
Poutrelles à cric .....	46
Barres Saf-T-Lok .....	48
Accessoires d'intérieur de fourgon .....	49

## SYSTÈMES KAPTIVE BEAM

Système K2 Kaptive Beam .....	52
Système L1 Kaptive Beam .....	55
Système Kaptive Beam original .....	56
Accessoires pour système Kaptive Beam .....	57

## COURROIES

Courroies en vrac, Standard .....	58
Courroies en vrac, Spécialisés .....	59

## QUINCAILLERIE

Boucles à cliquet .....	60
Boucles à came .....	62
Boucles arc-boutées .....	63
Crochets plats .....	64
Crochets en S .....	65
Crochets à mousqueton .....	65
Crochets à câble .....	67
Anneaux .....	69
Embouts de chaîne .....	71
Raccords pour rails Logistiques .....	71
Quincaillerie spécialisée .....	73

## CHAÎNES POUR PNEUS

Chaînes pour pneus HD GripLink .....	76
--------------------------------------	----

## REMORQUAGE ET TRANSPORT DE VÉHICULES

Fixations pour auto, filets pour pneus .....	78
--	----

## PRODUITS POUR VENTE AU DÉTAIL

Emballages de produits pour vente au détail .....	80
---	----

## PRODUITS POUR VÉHICULES RÉCRÉATIFS

Courroies et accessoires Steadymate .....	81
---	----

## OUTILS MARKETING

Présentoirs pour points de vente .....	94
Accessoires pour formation sur les produits .....	94

## RÉPERTOIRE DE NUMÉRO DE PIÈCE

Répertoire de numéro de pièce par page .....	96
--	----

## INFORMATION GÉNÉRALE

Localisations de Kinedyne .....	98
Service à la clientèle Kinedyne .....	98
Information générale .....	99
Déclaration de garantie .....	100
Référence sur normes de l'industrie .....	101
Déclaration de mission corporative .....	102





# Tabla de Contenido

Capacidad de Producción .....	5
Selección de Productos e Información de Seguridad.....	11

## PRODUCTOS PARA EQUIPOS ABIERTOS

Correas para Malacates .....	12
Malacates y Rieles para Malacates .....	14
Especificaciones de Malacate .....	18
BarraTensora para Malacate.....	18
BarraTensora tipo Trinquete para Malacate .....	19
Almacenamiento y Enrolladores de Correas .....	20
Correas con Trinquete de 2" .....	22
Correas para utilitarios de 1" .....	25
Cadenas, A Granel y Ensamblés .....	26
Tensores de Cadena .....	28
Accesorios para cadenas .....	30
Accesorios para equipos abiertos.....	32
Productos especiales para equipos abiertos .....	35

## PRODUCTOS PARA EQUIPOS CERRADOS

Correas Logísticas.....	37
Riel Logístico.....	38
Barras para Doble Piso/Retención.....	42
Barras para colgar ropa y accesorios .....	44
Barras para Retención .....	45
Barras tipo "Jack" .....	46
Barras tipo "Saf-T-Lok" .....	48
Accesorios para Equipos Cerrados .....	49

## SISTEMA DE BARRAS CAPTIVAS

Sistema Captive K2 de Barras Captivas .....	52
Sistema Captive L1 de Barras Captivas.....	55
Sistema Original de Barras Captivas.....	56
Accesorios para el Sistema de Barras Captivas .....	57

## CORREAS

Correas a Granel, Estándar .....	58
Correas a Granel, Especialidad .....	59

## COMPONENTES DE ENSAMBLES

Trinquetes .....	60
Hebillas .....	62
Hebillas Sobre-Centradas.....	63
Ganchos planos.....	64
Ganchos "S" .....	65
Ganchos de Seguridad .....	65
Ganchos "JJ".....	67
Anillos .....	69
Terminales para cadenas.....	71
Enganches para Riel Logístico.....	71
Componentes Especiales .....	73

## CADENAS PARA NEUMATICOS

Cadenas para neumaticos "GripLink" para trabajo pesado.....	76
--	----

## REMOLQUE Y TRANSPORTE DE VEHICULOS

Ensamblés para vehiculos, Redes para Neumaticos .....	78
---	----

## PRODUCTOS PARA VENTA AL POR MENOR

Productos empacados para venta al por menor.....	80
--	----

## PRODUCTOS PARA VEHÍCULOS DE RECREACIÓN

Ensamblés y Accesorios Steadymate .....	81
---	----

## HERRAMIENTAS DE MERCADEO

Mostrador para Puntos de Venta.....	94
Accesorios para Capacitación sobre los Productos.....	94

## ÍNDICE DE CODIGO DE PRODUCTOS

Índice de Códigos de Productos por Página .....	96
---	----

## INFORMACIÓN GENERAL

Ubicaciones de Kinedyne .....	98
Servicio al Cliente de Kinedyne .....	98
Información General .....	99
Políticas de Garantía .....	100
Referencias de los Estándares de la Industria .....	101
Misión Corporativa.....	102



## PRODUCT SELECTION & SAFETY INFORMATION

This catalog was designed to help you choose the right equipment to secure your cargo. If you are unsure about a particular product or application, please contact your Kinedyne Representative or call Customer Service. See page 102 for details.

### PRODUCT SELECTION

It is the owner's and user's responsibility to evaluate the suitability of any cargo securing product for their particular application. Use of cargo control products in an unsuitable manner may result in a failure of your cargo control system or unsecured cargo. **Cargo control system failure can result in cargo damage and injury or death to you, a bystander, or another driver.**

- All products shown in this catalog are designed and intended to be used only as cargo securing devices. Products are not to be used for lifting.
- All Kinedyne products shall be used in accordance with local, state, federal, and industry regulations.

### LOAD/CAPACITY RATINGS

Working load capacity information provided in this catalog is intended to help you make decisions when selecting your cargo control system. Equipment overload can result in cargo control system failure. When considering the working load limit remember:

- **All ratings are for products in new condition.** Age, wear, or damage to any Tie-Down system can greatly reduce its strength. To ensure your system is working at capacity, always inspect all products prior to each use.
- **Load directions other than straight can result in a significant reduction in working load limit.** Unless otherwise specified, all ratings are based on a straight tensile pull.
- **Your cargo control system is only as strong as its weakest link.** The ratings shown in this catalog are based on using Kinedyne track, beams, webbing, and hardware as a system. Cargo control products must be attached to securing points of equal or greater strength to maintain the established working load limit.

*NOTE: All working load limits shown in this catalog are based on 1/3 the break strength of the component or assembly.*

### PRODUCT MANUALS & WARNINGS

In addition to important safety information, Kinedyne product manuals provide valuable information about installation, operation, and specifications. Always read manuals and product warnings before using products. The most current product manuals and other reference materials are available at our Web site [www.kinedyne.com](http://www.kinedyne.com), by calling Customer Service, or by contacting your Kinedyne Representative.

## PRODUCT SPECIFIC SAFETY STATEMENTS

### TENSIONING OF CARGO CONTROL EQUIPMENT

To avoid over tensioning, always select and use Kinedyne specified equipment to tighten our products. Equipment compatibility is described in this catalog. This equipment has been designed to avoid over tensioning. Use of any unspecified leverage increasing device, such as a cheater bar, can generate enough force to break a piece of cargo control equipment. The release of energy when a piece of cargo control equipment breaks can cause serious injury or death to you or bystanders. If you are having difficulty securing a load, make sure your cargo control equipment is in working order, or readjust or reposition your load.

### WINCHES, WINCH BARS

**WARNING:** When tightening or loosening winches, always maintain a firm grip on the winch bar. Never release a winch bar without checking the pawl to ensure that it is fully engaged between ratchet teeth. Releasing a winch bar without the pawl being properly engaged may cause serious injury and/or death to the user or bystanders. The use of slip resistant handle winch bar, specifically designed to tighten or loosen winches, is recommended. Kinedyne winch bars (page 18) shall be used to tension and release winch tie down assemblies. Use of any unspecified leverage increasing device, such as a cheater bar, may generate enough force to break a piece of cargo control equipment. The release of energy when a piece of cargo control equipment breaks may cause serious injury or death to the user and/or bystanders. User shall stand clear of the winch bar handle during operation of the winch bar in case the winch bar slips. The tip of the winch bar shall be inserted through both holes in the end cap to prevent the winch bar from "slipping out" and overloading the tip and/or end cap. Winches shall not be loaded in excess of their working load limit. Winches shall not be used as a pulling or lifting device. A minimum of 12" of webbing shall be inserted through the slot, and a minimum of two (2) wraps shall be on the winch mandrel.

**CAUTION:** Excessive wraps of webbing on the mandrel will reduce the working load limit of the winch.

### STRAP ASSEMBLIES

**WARNING:** Webbing straps must be protected when used on rough or sharp objects. Straps that are cut, worn or damaged shall not be used and shall be replaced immediately. All strap assemblies shall be inspected prior to each use. The use of "Cheater bars" or other means of increasing leverage on a ratchet buckle handle or winch, other than a Kinedyne approved device, can cause serious injury to the user and/or bystander. Webbing straps are rated for use in temperature range from +194 degrees F (+90°C) to -40 degrees F (-40°C).

### CHAIN PRODUCTS

**WARNING:** Never over tension chain binders. Refer to product descriptions for proper tensioning accessories. Use of any unspecified leverage increasing device, such as a cheater bar, can generate enough force to break a piece of cargo control equipment. The release of energy when a piece of cargo control equipment breaks can cause serious injury or death to you or bystanders. If you are having difficulty securing a load, make sure your cargo control equipment is in working order, or readjust or reposition your load. WLL ratings and strength standards for Kinedyne chain are in compliance with National Association of Chain Manufacturers (NACM) Welded Steel Chain Specifications. Do not exceed WLL ratings.

### WEB SLINGS & WIRE ROPE SLINGS

**WARNING:** Web Slings and Wire Rope Slings may be used for general lifting purposes including raising, lowering and suspending. It is the responsibility of the user to select the appropriate web slings for a specific lifting application. Users of web slings must have knowledge of proper method for lifting item(s). Users must also be knowledgeable about industry, local, state, federal and provincial regulations applicable to item(s) being lifted.

### RUBBER ROPE & TARP TIES

**WARNING:** Rubber Ropes and Tarp Ties are not designed to hold a load in place. Failure to properly secure a load can lead to cargo damage, injury, or death.

### LOGISTIC STRAPS

**WARNING:** Series E, A or F fittings are designed for use with Kinedyne Logistic Track. Load ratings may be reduced when used with other tracks or if the track fitting is not positively engaged. Your cargo control system is only as strong as its weakest link. All ratings for series E and A fittings are based on use with Kinedyne 11 gauge track.

*NOTE: Several types of Kinedyne track are not made with 11 gauge steel, contact Customer Service for specifications by part number.*

### LOGISTIC TRACK

**WARNING:** Welding galvanized material will form toxic fumes. Welding shall be done with adequate ventilation.

### SERIES E & A BEAMS

**WARNING:** Series E or A beams are designed for use with Kinedyne Logistic Track. Load ratings may be reduced when used with other tracks or if the track fitting is not positively engaged. Your cargo control system is only as strong as its weakest link. Do not overload beams or create a top-heavy, unstable trailer.

### SERIES F SHORING BARS

**WARNING:** Shoring bars should never be used in decking applications. Use of a shoring bar in a decking application can lead to a failure of your cargo control system. When Series F bars are used in the vertical position, the spring end of the bar must be up to avoid bouncing out of the track.

### JACK BARS

**WARNING:** Jack Bars should not be used with cargo on wheels. Cargo on wheels exerts more force when it shifts during movement and can cause friction type cargo bars to fail. Only use positive engagement shoring bars, beams, or straps to secure cargo on wheels. Overtensioning of ratchet mechanism may cause damage to trailer sidewalls. Cargo bars do not have load ratings due to varying conditions of trailer sidewalls.

### SAF-T-LOK BARS

**WARNING:** Saf-T-Lok Bars should not be used with cargo on wheels. Cargo on wheels exerts more force when it shifts during movement and can cause friction type cargo bars to fail. Only use positive engagement shoring bars, beams or straps to secure cargo on wheels. Overtensioning of the rack mechanism may cause damage to trailer sidewalls. Cargo bars do not have load ratings due to varying conditions of trailer sidewalls.

### KAPTIVE BEAM SYSTEMS

**WARNING:** Kinedyne Kaptive Beams and Kinedyne Kaptive Beam Track are components of a designed system. The use of components other than genuine Kinedyne Kaptive Beam products could result in system failures and void the warranty. Do not overload beams or create a top-heavy, unstable trailer.

### LOGISTIC TRACK FITTINGS

**WARNING:** Series E, A or F fittings are designed for use with Kinedyne Logistic Track. Load ratings may be reduced when used with other tracks or if the track fitting is not positively engaged. All ratings for series E and A fittings are based on use with Kinedyne 11 gauge track.

*NOTE: Several types of Kinedyne track are not made 11 gauge steel, contact Customer Service for specifications by part number. Your cargo control system is only as strong as its weakest link.*



## ⚠ SÉLECTION DE PRODUIT ET INFORMATION SUR LA SÉCURITÉ

Ce catalogue a été conçu pour vous aider à choisir le bon équipement pour arrimer votre cargaison. Si vous avez des doutes relativement à un produit ou une application en particulier, veuillez communiquer avec votre représentant Kinedyne ou appeler le service à la clientèle. Voir page 102 pour plus de détails.

### SÉLECTION DE PRODUIT

Le propriétaire ou l'utilisateur est responsable de s'assurer que les produits d'arrimage qu'il utilise conviennent à son application particulière. L'utilisation inadéquate de produits d'arrimage peut entraîner la défaillance de votre système d'arrimage ou un mauvais arrimage de votre cargaison. **La défaillance du système d'arrimage peut provoquer des dommages à la cargaison, des blessures et même la mort pour vous, un passant ou un autre conducteur.**

- Tous les produits présentés dans ce catalogue sont conçus et destinés à être utilisés comme instrument d'arrimage. Ces produits ne doivent pas être utilisés pour soulever des charges.
- Tous les produits Kinedyne doivent être utilisés en conformité avec la réglementation locale, provinciale, fédérale et de l'industrie.

### CHARGE/CAPACITÉ

L'information sur la capacité de charge fournie dans ce catalogue vise à vous permettre de faire un choix éclairé lors de la sélection de votre système d'arrimage. La surcharge des équipements peut provoquer la défaillance du système d'arrimage. Lorsque vous évaluez la charge d'utilisation maximale, souvenez-vous que :

- **Toutes les charges maximales indiquées s'appliquent à des produits à l'état neuf.** L'âge, l'usure ou dommage à tout système d'arrimage peut grandement réduire sa capacité. Pour vous assurer de la capacité de votre système, inspectez tous les produits avant leur utilisation.
- **Une direction de charge qui n'est pas en ligne droite peut grandement réduire la capacité de charge.** À moins de spécification contraire, toutes les capacités sont basées sur une tension en ligne droite.
- **Votre système d'arrimage est aussi fort que son plus faible maillon.** Les capacités de charge indiquées dans ce catalogue sont basées sur l'utilisation des rails, poutrelles, courroies et quincaillerie Kinedyne en tant que système. Les produits d'arrimage doivent être fixés à des points d'attache de capacité égale ou supérieure, pour conserver la capacité établie.

*NOTE: Toutes les capacités de charge indiquées dans ce catalogue sont établies nominalement à 1/3 de la résistance à la rupture de la pièce ou de l'ensemble.*

### GUIDES DE PRODUITS ET AVERTISSEMENTS

En plus d'information importante en matière de sécurité, les guides de produits Kinedyne contiennent de l'information utile sur l'installation, l'opération et les spécifications. Vous devez toujours lire les guides de produits et avertissements avant d'utiliser un produit. Pour la version la plus récente des manuels de produits et d'autres références, consultez notre site Web, au [www.kinedyne.com](http://www.kinedyne.com), appelez le Service à la clientèle ou communiquez avec votre représentant Kinedyne.

## AVIS DE SÉCURITÉ SPÉCIFIQUE AUX PRODUITS

### LA TENSION DE L'ÉQUIPEMENT D'ARRIMAGE

Pour éviter d'appliquer une tension trop forte, utilisez toujours les outils spécifiés pour tendre nos produits. La compatibilité des équipements est décrite dans ce catalogue. Ces équipements ont été conçus pour éviter la surtension. L'utilisation de tout équipement pour accroître l'effet de levier, comme une allonge, peut générer suffisamment de force pour briser une pièce d'équipement d'arrimage. L'énergie libérée par le bris d'une pièce d'équipement d'arrimage sous tension peut provoquer des blessures graves ou même la mort d'un passant ou de vous-même. Si vous éprouvez de la difficulté à arrimer une cargaison, assurez-vous que votre équipement d'arrimage est en bon état de fonctionnement, ou encore réajustez ou repositionnez votre cargaison.

### TREUILS, BARRE POUR TREUIL

**AVERTISSEMENT :** Lorsque vous tendez ou relâchez un treuil, maintenez toujours une prise ferme sur la barre de treuil. Ne jamais relâcher la barre de treuil sans d'abord vérifier le loquet pour vous assurer qu'il est bien engagé dans les engrenages du cliquet. Relâcher le treuil lorsque le loquet n'est pas proprement bloqué pourrait provoquer des blessures graves à l'utilisateur et/ou à un passant. L'utilisation d'une barre de treuil à poignée antidérapante, conçue spécifiquement pour tendre ou relâcher un treuil, est recommandée. Les barres de treuil Kinedyne (voir en page 18) doivent être utilisées pour tendre ou relâcher les ensembles d'arrimage. L'utilisation de quelconque outil non spécifique pour accroître l'effet de levier, comme une allonge, pourrait générer suffisamment de force pour briser une pièce d'équipement d'arrimage. L'énergie libérée par le bris d'une pièce d'équipement d'arrimage sous tension peut provoquer des blessures graves ou même la mort d'un passant et/ou de vous-même. L'utilisateur doit s'éloigner de la poignée de la barre de treuil durant son opération, au cas où la barre glisserait. L'extrémité de la barre de treuil doit être insérée dans les deux trous de l'embout pour éviter le glissement de la barre ou une surcharge sur l'extrémité de la barre et/ou l'embout du treuil. Les treuils ne devraient pas être chargés au-delà de leur capacité de charge. Les treuils ne doivent pas être utilisés pour tirer ou soulever une charge. Un minimum de 12" (30 cm) de sangle doit être inséré dans le créneau d'enroulement, et un minimum de deux (2) tours doivent être effectués sur le mandrin du treuil.

**ATTENTION :** Un enroulement excessif de sangle autour du mandrin réduit la capacité de charge du treuil.

### ENSEMBLES DE COURROIE

**AVERTISSEMENT :** Les courroies et sangles doivent être protégées lorsqu'elles sont utilisées sur des objets abrasifs ou coupants. Les courroies coupées, usées ou endommagées ne doivent pas être utilisées et doivent être remplacées immédiatement. Tout ensemble de courroie doit être inspecté avant chaque utilisation. L'utilisation d'une allonge ou autre moyen d'accroître l'effet de levier d'une poignée à boucle à cliquet ou d'un treuil, autre qu'un outil approuvé par

Kinedyne, peut causer des blessures graves à l'utilisateur ou un passant. Les courroies tissées sont calibrées pour des températures allant de + 194 degrés F (+90°C) à -40 degrés F (-40°C).

### PRODUITS DE CHÂÎNES

**AVERTISSEMENT :** Ne jamais mettre une tension excessive sur les tendeurs à chaîne. Référez-vous à la description du produit pour les accessoires de tension adéquat. L'utilisation de tout équipement pour accroître l'effet de levier, comme une allonge, peut générer suffisamment de force pour briser une pièce d'équipement d'arrimage. L'énergie libérée par le bris d'une pièce d'équipement d'arrimage sous tension peut provoquer des blessures graves ou même la mort d'un passant ou de vous-même. Si vous éprouvez de la difficulté à arrimer une cargaison, assurez-vous que votre équipement d'arrimage est en bon état de fonctionnement, ou encore réajustez ou repositionnez votre cargaison. Les capacités de charge nominales et les normes de résistance des chaînes Kinedyne rencontrent les spécifications de chaînes en acier soudé de l'Association nationale des manufacturiers de chaînes (NACM). Ne pas excéder la capacité de charge nominale.

### ÉLINGUES & ÉLINGUES DE CÂBLE MÉTALLIQUE

**AVERTISSEMENT :** Les élingues de courroie et de câble métallique peuvent être utilisées à des fins générales de rehaussement, y compris le soulèvement, l'abaissement et la suspension. C'est la responsabilité de l'utilisateur de sélectionner les élingues appropriées pour une application de levage spécifique. Les utilisateurs d'élingues doivent avoir une connaissance approfondie de la méthode appropriée à soulever l'élément en question. Les utilisateurs doivent également être informés sur les règlements industriels, locaux, provinciaux et fédéraux applicables aux article (s) étant levés.

### LES COURROIES DE CAOUTCHOUC ET COURROIES POUR TOILES

**AVERTISSEMENT :** Les courroies de caoutchouc et courroies pour toiles ne sont pas conçues pour retenir un chargement en place. L'arrimage inadéquat d'une cargaison peut provoquer des dommages à cette cargaison, des blessures ou même la mort.

### COURROIES LOGISTIQUE

**AVERTISSEMENT :** Les raccords de série E, A ou F sont conçus pour être utilisés avec les rails Logistique de Kinedyne. La capacité de charge peut être réduite lorsque ces raccords sont utilisés avec d'autres rails ou lorsque le raccord n'est complètement verrouillé. Votre système d'arrimage est aussi fort que son maillon le plus faible. Les cotes de classement des raccords de série E et A sont basées sur une utilisation avec les rails Kinedyne de calibre 11.

*NOTE : Plusieurs types de rail Kinedyne ne sont pas faits d'acier de calibre 11, communiquez avec le service à la clientèle pour les spécifications selon le numéro de pièce.*

### RAILS LOGISTIQUE

**AVERTISSEMENT :** Souder un matériau galvanisé forme des émanations toxiques. La soudure doit être effectuée dans un endroit suffisamment ventilé.

### POUTRELLES DE SÉRIE E ET A

**AVERTISSEMENT :** Poutrelles de Série E et A sont conçus pour être utilisés avec les rails Logistique de Kinedyne. La capacité de charge peut être réduite lorsque ces raccords sont utilisés avec d'autres rails ou lorsque le raccord n'est complètement verrouillé. Votre système d'arrimage est aussi fort que son maillon le plus faible. Ne pas surcharger pas les poutrelles, ne pas mettre trop de poids en hauteur, ce qui pourrait élever le centre de gravité et rendre la remorque instable.

### POUTRELLES D'ÉTAYAGE SÉRIE F

**AVERTISSEMENT :** Les poutrelles d'étayage ne doivent pas être utilisées comme poutrelle d'empiilage. L'utilisation d'une poutrelle d'étayage comme poutrelle d'empiilage peut provoquer le bris de votre système d'arrimage. Lorsque les poutrelles de série F sont utilisées en position verticale, l'extrémité munie d'un ressort doit être placée en haut, pour éviter que le rail ne rebondisse.

### POUTRELLES À CRIC

**AVERTISSEMENT :** Les poutrelles à cric ne doivent pas être utilisées pour retenir une cargaison sur roues. Les cargaisons sur roues exercent plus de force en se déplaçant lors de mouvements et peuvent provoquer la défaillance des poutrelles de soutien par friction. N'utilisez que des poutrelles d'étayage, des poutres ou des courroies à blocage verrouillé, pour arrimer une cargaison sur roues. La surtension du mécanisme à cliquet peut endommager les parois latérales de la remorque. Les poutrelles Cargo ne sont pas cotées pour leur capacité, en raison des conditions variées de parois latérales de remorque.

### SAF-T-LOK

**AVERTISSEMENT :** Les barres Saf-T-Lok ne doivent pas être utilisées pour retenir une cargaison sur roues. Les cargaisons sur roues exercent plus de force en se déplaçant lors de mouvements et peuvent provoquer la défaillance des poutrelles de soutien par friction. N'utilisez que des poutrelles d'étayage, des poutres ou des courroies à blocage verrouillé, pour arrimer une cargaison sur roues. La surtension du mécanisme à cliquet peut endommager les parois latérales de la remorque. Les poutrelles Cargo ne sont pas cotées pour leur capacité, en raison des conditions variées de parois latérales de remorque.

### SYSTÈMES DE POUTRELLES KAPTIVE BEAM

**AVERTISSEMENT :** Les poutrelles et rails Kaptive Beam de Kinedyne sont des composantes d'un ensemble. L'utilisation de composantes autres que des produits d'origine Kaptive Beam de Kinedyne peut entraîner la défaillance du système et annule la garantie. Ne pas surcharger pas les poutrelles, ne pas mettre trop de poids en hauteur, ce qui pourrait élever le centre de gravité et rendre la remorque instable.

### RACCORDS POUR RAIL LOGISTIQUE

**AVERTISSEMENT :** Les raccords de série E, A ou F sont conçus pour être utilisés avec les rails Logistique de Kinedyne. La capacité de charge peut être réduite lorsque ces raccords sont utilisés avec d'autres rails ou lorsque le raccord n'est complètement verrouillé. Les cotes de classement des raccords de série E et A sont basées sur une utilisation avec les rails Kinedyne de calibre 11.

*NOTE : Plusieurs types de rail Kinedyne ne sont pas faits d'acier de calibre 11, communiquez avec le service à la clientèle pour les spécifications selon le numéro de pièce. Votre système d'arrimage est aussi fort que son maillon le plus faible.*



## **SELECCIÓN DE PRODUCTOS E INFORMACIÓN DE SEGURIDAD**

Este catálogo, fue diseñado para ayudarle a elegir el equipo adecuado para sujetar su carga. Si usted necesita asesoría acerca de algún producto o su aplicación, sírvase contactar a un representante de Kinedyne, o bien, contacte a nuestro servicio al cliente. Véase la página 102 para más detalles.

### **SELECCIÓN DE PRODUCTOS**

El propietario y operario son responsables de evaluar que cualquier producto para sujetar la carga, sea el adecuado a su aplicación. El uso de productos para el control de carga en una forma inadecuada, puede resultar en una falla de su sistema de control de carga, o en una carga no sujeta adecuadamente. **La falla del sistema de control de carga, puede resultar en daños a la carga, así como lesiones o la muerte, tanto a usted, a un espectador, o a otro conductor.**

- Todos los productos mostrados en este catálogo están diseñados para ser usados únicamente como dispositivos de sujeción de carga, por lo que no deben utilizarse para elevación.
- Todos los productos Kinedyne, deben ser utilizados de acuerdo a las regulaciones estatales, federales e industriales de su localidad.

### **VALORES DE CAPACIDAD DE CARGA**

La información sobre la carga adecuada de trabajo proporcionada en este catálogo, acerca de cómo manejar la capacidad de carga, esta dirigida ha ayudarle a tomar decisiones al momento de elegir su sistema de control de carga. Un equipo sobrecargado puede resultar en la falla del sistema de control de carga. Cuando considere la carga límite de trabajo, recuerde que:

- **Todos los valores indicados son considerados para productos en perfecto estado.** La edad, el uso o el daño pueden reducir la resistencia de cualquier sistema de amarre considerablemente. Para asegurarse de que su sistema funciona a máxima capacidad, siempre inspeccione todos los productos antes de ser utilizados.
- **La carga límite de trabajo puede reducirse significativamente si la aplicación de la tensión no es en ángulo recto.** A menos de que se especifique lo contrario, todos los valores están basados en una tensión aplicada en ángulo recto.
- **Su sistema de control de carga es solo tan fuerte como su eslabón más débil.** Los valores usados en este catálogo, se basan en el uso de rieles, barras, correas y componentes de ensamble Kinedyne como un sistema. Los productos de control de carga deben ir anclados a puntos de sujeción de igual o mayor resistencia, para mantener la carga límite de trabajo establecida.

*NOTA: Todas las cargas límites de trabajo que se muestran en este catálogo, equivalen como mínimo a 1/3 de su resistencia a la rotura.*

### **MANUALES DE PRODUCTOS Y ADVERTENCIAS**

Además de presentar información de seguridad importante, los manuales de productos Kinedyne brindan información sobre la instalación, el uso y las especificaciones de los mismos. Es imprescindible siempre leer los manuales y advertencias antes de utilizar los productos. Los manuales de productos actualizados y están disponibles en nuestro portal de internet, [www.kinedyne.com](http://www.kinedyne.com), o bien a nuestro servicio al cliente o su representante Kinedyne.

## **AVISO DE SEGURIDAD ESPECIFICO A LOS PRODUCTOS**

### **TENSIONANDO EL EQUIPO DE CONTROL DE CARGA**

Para evitar la tensión excesiva, siempre seleccione y utilice equipos especificados por Kinedyne para ajustar nuestros productos. La compatibilidad de equipo esta descrita en este catálogo. Estos equipos fueron diseñados para evitar el exceso de tensión. El uso de cualquier dispositivo de apalancamiento no especificado, tal como una barra de extensión, puede generar la fuerza suficiente para romper alguna pieza del equipo de control de carga. La energía liberada cuando una pieza del equipo de control de carga se rompe, puede causar serias lesiones e incluso la muerte a usted o a cualquier persona alrededor. Si se presentan dificultades al momento de asegurar la carga, se debe verificar que el equipo de control de carga, esté funcionando correctamente, o bien, se debe reposicionar la carga.

### **MALACATES, BARRAS TENSORAS PARA MALACATES**

**ADVERTENCIA:** Siempre se debe sujetar firmemente la barra tensora, al apretar o af ojar el malacate. Nunca se debe liberar una barra tensora para malacates sin antes revisar que la traba de seguridad esté completamente engranada con el piñón dentado, ya que esto pudiera causar serios daños al operario o a cualquier persona alrededor. Se recomienda el uso de barras tensoras con mango antideslizantes, diseñadas específicamente para apretar o af ojar malacates. Para estos ensamblajes de amarre, debe utilizarse las barras tensoras para malacates de Kinedyne (pág. 18). El uso de cualquier dispositivo de apalancamiento no especificado, tal como una barra de extensión, pudiera generar la fuerza suficiente para romper alguna pieza del equipo de control de carga, pudiendo liberar tal energía que cause serias lesiones e incluso la muerte, al operario o a cualquier persona alrededor. Todo operario, debe mantenerse alejado de la manija de la barra tensora para malacates durante su operación, en caso de que esta resbale. La punta de la barra tensora para malacates debe insertarse en ambos orificios del cabezal del mandril para prevenir el deslizamiento de la barra y la sobrecarga en su punta o el cabezal del mandril. Los malacates no deben sobrecargarse para no exceder su carga límite de trabajo. Los malacates no deben utilizarse como dispositivos de tracción o elevación. Un mínimo de 12" de correa debe ser pasadas a través de la ranura del mandril, con un mínimo de dos (2) vueltas sobre este.

**PRECAUCIÓN:** El enrollado excesivo de la correa en el eje mandril, reduce la carga límite de trabajo del malacate.

### **ENSAMBLE DE CORREA**

**ADVERTENCIA:** Las correas deben protegerse cuando se utilizan sobre objetos ásperos o cortantes. Las correas cortadas, desgastadas o dañadas no deben ser utilizadas y deben sustituirse inmediatamente. Todos los ensambles de correa deben inspeccionarse antes de ser utilizados. El uso de dispositivos no aprobados por Kinedyne, tales como alguna barra de extensión o alguna otra herramienta para aumentar el apalancamiento en un trinquete o malacate, puede causar serios daños al operario o a cualquier persona alrededor. Las correas

están diseñadas para ser utilizadas dentro de un rango de temperatura que va de los +194°F (+90°C) hasta -40°F (-40°C).

### **PRODUCTOS DE CADENAS**

**ADVERTENCIA:** Nunca se debe exceder la tensión en los tensores de cadena. Referirse a la descripción del producto para el adecuado accesorio de tensión. El uso de cualquier dispositivo de apalancamiento no especificado, tal como una barra de extensión, puede generar la fuerza suficiente para romper alguna pieza del equipo de control de carga, lo cual puede liberar tal energía que cause serias lesiones e incluso la muerte, a usted o a cualquier persona alrededor. Si se presentan dificultades al momento de asegurar la carga, se debe verificar que el equipo de control de carga, está funcionando correctamente, o bien, se debe reposicionar la carga. Los valores de carga límite de trabajo y los estándares de resistencia para las cadenas de Kinedyne cumplen con las especificaciones para cadenas de acero soldado, establecidas por la Asociación Nacional de Fabricantes de Cadenas (NACM). No exceder los valores de carga límite de trabajo (WLL).

### **ESLINGAS SINTÉTICAS Y ESLINGAS DE CABLE DE ACERO**

**ADVERTENCIA:** Las Eslingas Sintéticas y de Cable de Acero pueden ser utilizadas para aplicaciones generales de elevación de carga incluyendo las de izar, bajar y suspender. Es responsabilidad del usuario seleccionar la eslinga sintética apropiada según la aplicación específica de elevación. Los usuarios de eslingas deben estar familiarizados con los métodos de elevación adecuados para cada elemento. Los usuarios también deben ser conocedores de la industria, las normativas locales, estatales, federales y provinciales aplicables a los artículos a ser elevados.

### **LOS CORDONES DE HULE Y LOS TENSORES DE LONA**

**ADVERTENCIA:** Los cordones de hule y los tensores de lona no están diseñados para sujetar la carga. Una falla en la sujeción adecuada de la carga puede causar serios daños, lesiones y hasta la muerte.

### **CORREAS LOGISTICAS**

**ADVERTENCIA:** Los accesorios serie E, A y F, están diseñados para utilizarse específicamente con el riel logístico de Kinedyne. Los valores de carga pueden reducirse al utilizar otros rieles o bien, si los accesorios de los rieles no están correctamente enganchados. Su sistema de control de carga es tan fuerte solo como su eslabón más débil. Todos los valores de los accesorios de serie E y A, están basados en su uso con el riel de calibre 11 de Kinedyne.

*NOTA: Kinedyne cuenta con varios tipos de rieles que no están hechos de acero de calibre 11, por lo que es recomendable contactar a nuestro servicio al cliente para obtener las especificaciones en base al código del producto.*

### **RIEL LOGÍSTICO**

**ADVERTENCIA:** El soldar material galvanizado genera humos tóxicos. Asegurar una ventilación adecuada del área de soldaduras.

### **BARRAS SERIE E Y A**

**ADVERTENCIA:** Barras Serie E y A están diseñados para utilizarse específicamente con el riel logístico de Kinedyne. Los índices de carga pueden reducirse al utilizar otros rieles o bien, si los accesorios de los rieles no están correctamente enganchados. Considere que su sistema de control de carga es tan fuerte solo como su eslabón más débil. Las barras no deben sobrecargarse, ya que el exceso de peso en la parte superior causa la inestabilidad del remolque.

### **BARRAS DE RETENCIÓN SERIE F**

**ADVERTENCIA:** Las barras de retención nunca deben utilizarse para doble piso, ya que pueden causar falla en el sistema de control de carga. Cuando las barras de la serie F son usadas en posición vertical, es indispensable asegurarse de que el extremo con el resorte quede colocado hacia arriba, para evitar un rebote fuera del riel.

### **BARRAS TIPO "JACK"**

**ADVERTENCIA:** Las barras tipo Jack, no deben utilizarse para carga sobre ruedas, ya que este tipo de carga ejerce más fuerza cuando se desplaza durante el movimiento y puede causar falla en las barras de fricción. Para ello únicamente se recomienda el uso de barras de retención, para doble piso/retención, o ensambles de correas para asegurarla. El exceso de tensión en un sistema de trinquete puede causar daños en las paredes del remolque. Este tipo de barras no tiene carga límite de trabajo, debido a que las paredes de los remolques presentan condiciones variables.

### **BARRAS TIPO "SAF-TLOK"**

**ADVERTENCIA:** Las barras tipo "Saf-T-Lok" no deben utilizarse para carga sobre ruedas, ya que este tipo de carga ejerce más fuerza cuando se desplaza durante el movimiento y puede causar la falla en las barras de fricción. Para ello únicamente se recomienda el uso de barras de retención, para doble piso/retención, o ensambles de correas para asegurarla. El exceso de tensión sobre el mecanismo de ajuste puede causar daños en las paredes del remolque. Este tipo de barras no tiene carga límite de trabajo, debido a que las paredes de los remolques presentan condiciones variables.

### **SISTEMA DE BARRAS CAPTIVAS**

**ADVERTENCIA:** Las barras captivas y el riel de barras captivas de Kinedyne, son componentes de un sistema integral, por lo que el uso de partes que no sean originales de Kinedyne, puede causar la falla en el sistema y anular la garantía. Las barras no deben sobrecargarse, ya que el exceso de peso en la parte superior causa la inestabilidad del remolque.

### **ACCESORIOS PARA RIEL LOGÍSTICO**

**ADVERTENCIA:** Los accesorios de las series E y A, están diseñados para utilizarse específicamente con el riel logístico de Kinedyne. Los valores de carga límite de trabajo pueden reducirse si se utilizan otros rieles o bien, si los accesorios de los rieles no están correctamente enganchados. Todos los valores de los accesorios de series E y A, están basados en su uso con el riel de calibre 11 de Kinedyne.












*NOTA: Kinedyne cuenta con varios tipos de rieles que no están fabricados con acero de calibre 11, por lo que es recomendable contactar a nuestro servicio al cliente para obtener las especificaciones en base al código del producto. Su sistema de control de carga es tan fuerte solo como su eslabón más débil.*

## WINCH STRAPS

Kinedyne offers a full line of gold and black edge 2", 3" and 4" winch straps. All winch straps are made from resin-coated polyester for minimum stretch and maximum wear resistance. These rugged straps provide the strength and durability demanded in flatbed tie-down requirements. All winch straps are labeled to meet CVSA, CHP, NACS, DOT and WSTDA regulations and standards. Straps are stenciled with the Kinedyne name, logo and working load limit. See page 101 for more details on industry standards and regulatory agencies.

**WARNING:** Webbing straps must be protected when used on rough or sharp objects. Straps that are cut, worn or damaged shall not be used and shall be replaced immediately. All strap assemblies shall be inspected prior to each use. The use of "Cheater bars" or other means of increasing leverage on a ratchet buckle handle or winch, other than a Kinedyne approved device, can cause serious injury to the user and/or bystander. Webbing straps are rated for use in temperature range from +194 degrees F (+90°C) to -40 degrees F (-40°C).

### WINCH STRAPS

	222720	27'	2" Webbing
	223020	30'	With 1015 Flat Hook & 2084FK Webbing Working Load Limit: 3,335 lbs./1513 kgs.
	223039	30'	2" Webbing With 3705-2 Chain Anchor & 2084FK Webbing Working Load Limit: 3,335 lbs./1513 kgs.
	223060	30'	2" Webbing With 1007 Narrow Hook & 2084FK Webbing Working Load Limit: 1,670 lbs./751 kgs.
	322721	27'	3" Webbing
	323021	30'	With 1021 Flat Hook, Abrasion Clip & 3084FK Webbing Working Load Limit: 5,400 lbs./2450 kgs.
	422721	27'	4" Webbing
	423021	30'	With 1021 Flat Hook, Abrasion Clip & 4080FK Webbing
	423521	35'	Working Load Limit: 5,400 lbs./2450 kgs.
	424021	40'	
	425021	50'	
	323025	30'	3" Webbing With 1025 Delta Ring & 3084FK Webbing Working Load Limit: 5,400 lbs./2450 kgs.
	422710	27'	4" Webbing
	423010	30'	With 1026 Delta Ring & 4080FK Webbing
	423510	35'	Working Load Limit: 5,400 lbs./2,450 kgs.
	424010	40'	
	425010	50'	
	322740	27'	3" Webbing
	323040	30'	With 3705-3 Chain Anchor & 3084FK Webbing Working Load Limit: 5,400 lbs./2450 kgs.
	422740	27'	4" Webbing
	423040	30'	With 3705-3 Chain Anchor & 4080FK Webbing Working Load Limit: 5,400 lbs./2450 kgs.
	223084	30'	2" Webbing With 1006 Narrow Hook & 2084FK Webbing Working Load Limit: 3,335 lbs./1513 kgs.
	323084	30'	3" Webbing With 1006 Narrow Hook & 3084FK Webbing Working Load Limit: 3,335 lbs./1513 kgs.
	423000	30'	4" Webbing No Hardware - 4080FK Webbing Strap used for Winch to Winch Application Working Load Limit: 5,400 lbs./2450 kgs.
	423030	30'	4" Webbing With Sewn Loop & 4080FK Webbing Working Load Limit: 5,000 lbs./2270 kgs.

Custom stenciling available on most strap assemblies and bulk webbing. Contact Customer Service for price and delivery.



SEE WARNINGS ON PAGE 9 • VOIR LES AVERTISSEMENTS EN PAGE 10 • VÉASE LAS ADVERTENCIAS EN LA PÁGINA 11



Kinedyne's "Rhino Web" is a more durable and abrasion resistant webbing for cargo control tie-down straps. "Rhino Web" yields 30% more tensile strength after severe abrasion and "Rhino Web" complements and rounds out Kinedyne's already extensive line of quality webbing.

"Rhino Web" is rigorously tested under conditions that are much more demanding than standard abrasion testing. In standard abrasion testing the

webbing is rubbed over a 1/4" hex bar with a 5-lb. weight providing the tension. This testing is adequate for standard tie-downs, but Kinedyne's "Rhino Test" more accurately portrays conditions on the road. Kinedyne tests "Rhino Web" for abrasion resistance using a 33 pound cement block and repeated tensioning of the strap through a 2,000 cycle test over the rough edge to the block.

This durable Rhino Gray with Black edge webbing is manufactured at one of Kinedyne's state-of-the-art manufacturing facilities. "Rhino Web" is available in 2", 3" & 4" winch and ratchet straps. Requests for special strap assemblies made with "Rhino Web" will be accommodated.

## WINCH STRAPS – RHINO WEB

	262720	27'	2" Webbing
	263020	30'	With 1015 Flat Hook & 2054GK Webbing Working Load Limit: 3,335 lbs./1513 kgs.
	263060	30'	2" Webbing
			With 1007 Narrow Hook & 2054GK Webbing Working Load Limit: 1,670 lbs./757 kgs.
	363021	30'	3" Webbing
			With 1021 Flat Hook, Abrasion Clip & 3054GK Webbing Working Load Limit: 5,400 lbs./2450 kgs.
	462721	27'	4" Webbing
	463021	30'	With 1021 Flat Hook, Abrasion Clip & 4050GK Webbing Working Load Limit: 5,400 lbs./2450 kgs.
	463034	30'	4" Webbing
			With 1034 Flat Hook, Abrasion Clip & 4050GK Webbing Working Load Limit: 5,400 lbs./2450 kgs.
	363040	30'	3" Webbing
			With 3705-3 Chain Anchor & 3054GK Webbing Working Load Limit: 5,400 lbs./2450 kgs.
	462740	27'	4" Webbing
	463040	30'	With 3705-3 Chain Anchor & 4050GK Webbing Working Load Limit: 5,400 lbs./2450 kgs.
	462710	27'	4" Webbing
	463010	30'	With 1026 Delta Ring & 4050GK Webbing Working Load Limit: 5,400 lbs./2450 kgs.
	463030	30'	4" Webbing
			With Sewn Loop & 4050GK Webbing Working Load Limit: 5,000 lbs./2270 kgs.

**NOTE: "Rhino Web" products are not available for custom stenciling.**





# Kinedyne returns to the Cast Mandrel Winch!



Kinedyne Cast Mandrel Winches are over-engineered to hold up not only to the rigors of day-to-day use, but to everything "Mother Nature" has to throw at them. Designed and strengthened specifically to lessen the risk of a mandrel crush in the event of a load shift as well as the "egging" effect on the end cap caused by continual winch bar misuse. See why they are demanded by Drivers and "spec'd in" by North American OEMs.

## WINCHES & WINCH TRACK

### WINCHES

**STANDARD HEIGHT WINCHES** are for bottom mounting only.

**LOW PROFILE WINCHES** are designed for side mounting.

**STORABLE WINCHES** are for bottom mounting and offer added capacity for storing up to 40' of webbing.

### Without a doubt the most Durable Winch on the Market!

Kinedyne winches provide a method for securing cargo on flatbed trailers, rail cars and other vehicles. Kinedyne offers a wide variety of styles to ensure the correct winch is available for each application.

All winches are designed to meet the requirements of the Department of Transportation (DOT), California Highway Patrol (CHP), Canadian 905, North American Cargo Securement (NACS) and Web Sling & Tie Down Association (WSTDA) regulations and standards. Kinedyne offers a broad range of winches for use with either 2", 3" or 4" web straps, cable, or a combination of both.

All winches are produced as right-hand models.

To adapt to the North American Environment, Kinedyne's formerly painted winches are now e-coated\*. Some of our more popular winches are available with a galvanized finish as noted by the "G" suffix.

\* E-coating is an electrocoat finish that provides a uniform paint surface.

Working Load Limit for all winches is 5,500 lbs/2500 kgs. unless otherwise noted. The orientation of the winches in these photographs is for display purposes only and does not represent recommended installation.

**KINEDYNE NOW OFFERS AN INDUSTRY FIRST THREE YEAR WARRANTY ON ALL CAST MANDREL WINCH PRODUCTS. SEE PAGE 100 FOR WARRANTY TERMS AND CONDITIONS.**

**! WARNING:** When tightening or loosening winches, always maintain a firm grip on the winch bar. Never release a winch bar without checking the pawl to ensure that it is fully engaged between ratchet teeth. Releasing a winch bar without the pawl being properly engaged can cause serious injury to the user or bystanders. The use of slip resistant handle winch bar, specifically designed to tighten or loosen winches, is recommended. Kinedyne winch bars (page 18) shall be used to tension and release tie-down assemblies. Use of any unspecified leverage increasing device, such as a cheater bar, can generate enough force to break a piece of cargo control equipment. The release of energy when a piece of cargo control equipment breaks can cause serious injury or death to you or bystanders. User shall stand clear of the winch bar handle during operation of the winch bar in case the winch bar slips. The tip of the winch bar shall be inserted through both holes in the end cap to prevent the winch bar from "slipping out" and overloading the tip and/or end cap. Winches shall not be loaded in excess of their working load limit. Winches shall not be used as a pulling or lifting device. A minimum of 12" of webbing shall be inserted through the slot, and a minimum of two (2) wraps shall be on the winch mandrel. **CAUTION:** Excessive wraps of webbing on the mandrel will reduce the working load limit of the winch.



## WELD-ON WEBBING WINCHES

Weld-on winches are designed to be permanently mounted in a fixed position.



1820 – Standard



1820S – Storable



7820 – Low Profile  
7820G – Galvanized

## PORTABLE WEBBING WINCHES

Portable winches allow flexibility of winch placement along the trailer side channel.



1820P2 – Standard



7820P2 – Low Profile

**! WARNING:** Remove and store the portable winch whenever it is not in use. If the portable winch is not removed, it can fall off the vehicle during travel, risking injury or death to other drivers or bystanders.

## SLIDING WEBBING WINCHES & TRACK

Sliding winches move easily in both directions for positioning in the track, but lock firmly in place when tension is applied to the webbing. Sliding winches must be used with Kinedyne winch track (part numbers 3606 and 3607).



5820SD – Storable  
with small disc



2820 – Standard



3820SPC – Standard  
3820SPCG – Galvanized



5820 – Storable  
5820G – Galvanized  
5820ZP – Zinc Plated



3820 – Standard

5820SDG – Galvanized



3820SDSPC  
Standard with small disc

3820SDSPCG  
Galvanized



3606FHR  
Flat Hook Receiver



14011G  
Galvanized – Three-Bar  
sliding

14011NP – No Paint



3606  
Steel – 6' length  
3606-12 – 12' length



3607  
Aluminum – 6' length



## DOUBLE “L” SLIDING WINCHES AND WINCH TRACK

The sliding webbing winch and track combination provide an efficient and flexible securement system. The winch moves easily in both directions, but locks firmly in place when tension is applied. Sliding winches must be used with Kinedyne 3608 winch track.

*NOTE: All series 1020 winches covered under U.S. Patent Number 5,853,164*



**1020** – Standard  
**1020ZP** – Zinc Plated



**1020S** – Storable



**10203B** – 3-Bar



**1020LP** – Low Profile



**3608FHR** – Flat Hook Receiver



**3608** – Aluminum  
Standard length 10'

## COMBINATION WINCHES

Double-duty combination winches are designed to be used with webbing or wire cable.

**Cable Working Load Limit:** 3,335 lbs./1515 kgs.

**Web Working Load Limit:** 5,000 lbs./2270 kgs.



**1020C** – Combination, Sliding



**13008** – Standard, Weld On  
with 5/8" diameter x 2" long post



**13002** – Low Profile, Weld On  
with 5/8" diameter x 1" long post

## BOLT-ON WEBBING WINCHES

Bolt-on winches are designed to bolt onto side rail and bottom flange of side rail.



**12004SP** – Side Mount



**12004BM** – Bottom Mount





### 3 BAR WINCHES

The unique 3 bar winch reel design allows for easy strap insertion, even when strap ends are frayed or slots have ice build-up.

Working Load Limit: 5,000 lbs./2270 kgs.



14001

14001NP – Low Profile, No Paint



14006

14006NP – Standard, No Paint



14011G – 3 Bar Sliding Galvanized

14011NP – 3 Bar Sliding, No Paint

### LEG BRACKET WINCHES

Leg bracket winches are designed to be side mounted on trailers.



12004 – For use with Webbing only

### WELD-ON CABLE WINCH

With 1/2" diameter hole for cable attachment.

Working Load Limit:  
3,335 lbs./1513 kgs.



9820H

### END BOX CABLE WINCH

This special end-box cable winch is designed to be mounted on the end of trailers. With 5/8" diameter x 2" long post.

Working Load Limit:  
3,335 lbs./1513 kgs.

Weight: 13.6 lbs./6.2 kgs.



12016

### LASHING WINCH

This versatile winch can be welded or bolted in place like a standard winch, but offers the quick release and easy operation of a ratchet buckle. 1-1/8" hex wrench required.

Working Load Limit:  
3,335 lbs./1513 kgs.

Weight: 3.8 lbs./1.7 kgs.



1880



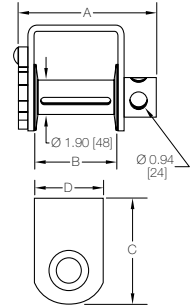
## WINCH SPECIFICATIONS

Part Number	A Overall Length (inches)	B Inside Frame (inches)	C Overall Height (inches)	D Frame Width (inches)	Weight (lbs.)	Weight (kgs.)
1020	7.71	4.88	5.87	3.94	8.8	4.0
1020C	9.32	4.96	6.36	3.54	10.0	4.5
1020ZP	7.71	4.88	5.87	3.94	8.8	4.0
1020LP	7.71	4.88	5.24	3.94	8.8	4.0
1020S	7.71	4.88	6.89	3.94	10.7	4.9
10203B	9.89	6.50	4.91	3.94	12.6	5.7
1820	7.66	4.88	5.51	3.54	8.0	3.6
1820P2	7.66	4.88	5.51	3.54	9.4	4.3
1820S	7.75	4.88	6.50	3.54	8.8	4.0
1880	5.0	2.13	4.02	2.93	3.8	1.7
2820	10.57	7.75	6.13	4.00	12.0	5.5
3606FHR	6.25	5.00	6.25	4.00	6.0	2.7
3608FHR	6.25	5.00	5.25	4.00	7.5	3.4
3820	7.66	4.88	5.98	3.94	9.2	4.2
3820SPC	7.66	4.88	6.50	4.00	9.7	4.4
3820SPCG	7.66	4.88	6.50	4.00	9.7	4.4
3820SDSPC	7.75	4.88	6.50	3.94	10.3	4.7
3820SDSPCG	7.75	4.88	6.50	3.94	10.3	4.7
5820	7.68	4.88	7.72	3.94	10.1	4.6

Part Number	A Overall Length (inches)	B Inside Frame (inches)	C Overall Height (inches)	D Frame Width (inches)	Weight (lbs.)	Weight (kgs.)
5820G	7.68	4.88	7.72	3.94	10.1	4.6
5820ZP	7.68	4.88	7.72	3.94	10.1	4.6
5820SD	7.68	4.88	7.72	3.94	10.7	4.9
5820SDG	7.68	4.88	7.72	3.94	10.7	4.9
7820	7.68	4.88	4.33	3.94	8.1	3.7
7820G	7.68	4.88	4.33	3.94	8.1	3.7
7820P2	7.68	4.88	4.33	3.94	9.2	4.2
9820H	7.66	4.88	5.51	3.54	9.6	4.4
12004	7.68	4.88	4.78	3.75	6.0	2.7
12004BM	7.68	4.88	6.88	3.50	8.2	3.7
12004SP	7.68	4.88	6.02	4.69	8.7	4.0
12016	7.56	7.24	10.00	3.94	13.6	6.2
13002	9.27	6.50	4.33	3.94	16.0	7.3
13008	9.27	6.50	5.71	3.54	10.7	4.9
14001	9.87	6.53	4.25	3.94	10.7	4.9
14001NP	9.87	6.53	4.25	3.94	10.7	4.9
14006	9.98	6.54	5.50	4.00	13.4	6.0
14006NP	9.98	6.54	5.50	4.00	13.4	6.0
14011G	10.24	6.50	6.89	3.94	15.4	7.0
14011NP	10.24	6.50	6.89	3.94	15.4	7.0

## INSTALLATION INFORMATION

All winches shall be installed so the user can see the pawl, to ensure proper engagement. Additionally, the winch shall be positioned so the pawl drops between the ratchet teeth by gravity. Winches shall never be installed in a position where the user cannot see the pawl engagement, or where they must hold the pawl to engage the ratchet tooth. All winches, except portable and sliding styles, must be welded or bolted to the vehicle structure. Minimum welding requirements are 1/4" fillet weld, 4" long on both sides of the frame and 1/8" penetration. If winches are installed in track, the track shall be attached to vehicle structural members. The vehicle structure should have equal or greater strength than the winch. For more detailed track mounting instructions contact your Kinedyne Sales Representative.



## WINCH BARS

All winch bars feature a knurled non-slip handle and a tapered, carbon-steel nose piece for strength and easy operation. Combination bars have modified handles for use in releasing lever chain binders.



37030 – Standard Bar (Painted), Length: 35.25"



37031 – Standard Bar (Chrome Plated), Length: 35.25"



10032 – Combination Bar, Box type end (Painted), Length: 40"



37033 – Combination Bar, Wide Mouth (Chrome Plated), Length: 32.75"



10033 – Combination Bar, Box type end (Chrome Plated), Length: 40"



Winch Bar Slip Resistant Tip

**WARNING:** See warnings on page 9 for proper use of Winch Bars and Winches



# Ratchet Winch Bars save time and help prevent injury.



The Ratchet Winch Bar is a revolutionary development to the standard winch bar, as it turns all winches into ratcheting winches and provides a safe, efficient and convenient way to tension and release winch straps. The ratchet device lets drivers operate the bar within the safest possible range of motion. The Ratchet Winch Bar, which easily attaches to the winch cap, positively locks to prevent it from slipping loose, thus reducing dangerous and costly accidents.



## RATCHET WINCH BARS

### RATCHET WINCH BAR



**37032** – Chrome Plated

The Ratchet Winch Bar features a traditional winch bar tip on the opposing end for quick winch pawl disengagement. Each bar includes two lock keys.

### COMBINATION RATCHET WINCH BAR



**10030** – Box type end (Chrome Plated)


The Combination Ratchet Winch Bar features a modified end for releasing lever chain binders. Each bar includes two lock keys.

### REPLACEMENT LOCK KEY

This essential part attaches the Ratchet Winch Bar to the winch cap to facilitate tensioning and to prevent it from slipping loose.



**37032-2** – Chrome Plated





## STRAP WINDERS & STORAGE

### KWIK WINDER

The Kwik Winder is a great tool for all flatbeds equipped with winches. Once the trailer has been unloaded, the Kwik Winder allows drivers to wind the straps onto the mandrel of the winch in a fraction of the time it takes to do it by hand. This essential tool easily recoils straps, saves time and gets drivers back on the road quickly.

10092



KwikWinder



Premium Strap Winder

### STANDARD STRAP WINDER

Standard Strap Winders are made of all steel construction with zinc plating. They easily clamp to trailer side rail, quickly wind 2" - 4" straps and conveniently disassemble for storage.



10094

### PREMIUM STRAP WINDER

Premium Strap Winders are made of all steel construction with zinc plating. They are easily fitted to trailer side rail and can be wound in either direction. Winder will quickly wind 2" - 4" straps and conveniently disassemble for storage.



10091



**STRAP PAK RATCHET ACCESSORY**

**NEW!**

**Bag It, Don't Drag It!™**

The StrapPak® by Kinedyne offers a quick and inexpensive way to secure the loose end of your straps.

- Attach to any standard 2" ratchet strap
- Safely secure excess web on ratchet straps up to 30 feet in length
- Can be used on any open-air or enclosed trailer or utility truck

You will never again have to use duct tape or cable ties to secure the loose end of your straps. The StrapPak also serves as a convenient storage solution for your strap when it is not in use.





Problem

Solution



**Operation of StrapPak to Secure Loose End of Strap Assembly**

1. Open ratchet to approximately 120° angle (Figure #1).
2. Starting with free end of strap fold over approximately 6" of material and continue folding excess web to create a flat loop as shown (Figure #2).
3. Insert flat loop of web material into open end of StrapPak as shown (Figure #3).
4. Close the ratchet handle. Top of bag will remain secure when held in place by ratchet handle in fully closed position (Figure #4).



NOTE: All of the Preassembled versions of the StrapPak are covered under U.S. Patent Number 7,681,286.

2" RATCHET STRAP WITH 804 WIDE HANDLE & FLAT HOOKS		
512720PAK	With 1015 Flat Hooks & 2084FK Webbing Working Load Limit: 3,335 lbs./1513 kgs.	27'
513020PAK		30'

2" RATCHET STRAP WITH 803 LONG WIDE HANDLE & FLAT HOOKS		
572720PAK	With 1015 Flat Hooks & 2084FK Webbing Working Load Limit: 3,335 lbs./1513 kgs.	27'
573020PAK		30'

2" RATCHET STRAP WITH 804 WIDE HANDLE & WIRE HOOKS		
513060PAK	With 1007 Wire Hooks & 2084FK Webbing Working Load Limit: 1,670 lbs./750 kgs.	30'
512784PAK		27'
513084PAK		30'

StrapPak - AFTERMARKET BAG		
15602	StrapPak Aftermarket bag Installs on any 2" ratchet strap already in service.	

REPLACEMENT PARTS		
519920PAK	Fixed End Replacement with StrapPak Bag preassembled on strap. For use with all 2" ratchet strap assemblies.	

PRODUITS POUR REMORQUES À PLATEAU · PRODUCTOS PARA EQUIPOS ABIERTOS






# Kinedyne Ratchet Straps are designed to handle most types of flatbed tie-down requirements.

Kinedyne ratchet straps are designed to handle most types of flatbed tie-down requirements. Ratchet straps have a 18" fixed end as standard. Special length fixed ends are available as a special order. All ratchet straps are labeled to meet CVSA guidelines, CHP standards, North American Cargo Securement Standards, DOT regulations and WSTDA recommended standards. Alternate end hardware available, see Hardware Products.

*NOTE: Items listed with a "BX" suffix are available in special Ship & Display retail friendly master carton. See page 80 for details.*


**! WARNING:** Webbing straps must be protected when used on rough or sharp objects. Straps that are cut, worn or damaged shall not be used and shall be replaced immediately. All strap assemblies shall be inspected prior to each use. The use of "Cheater bars" or other means of increasing leverage on a ratchet buckle handle or winch, other than a Kinedyne approved device, can cause serious injury to the user and/or bystander. Webbing straps are rated for use in temperature range from +194 degrees F (+90°C) to -40 degrees F (-40°C).



Flat Hook



Chain Anchor



Wire Hook

## RATCHET STRAPS





### 2" RATCHET STRAP WITH 802 STANDARD HANDLE

	532720 533020	27' 30'	With 1015 Flat Hooks & 2084FK Webbing Working Load Limit: 3,335 lbs./1513 kgs.
	533039	30'	With 3705-2 Chain Anchors & 2084FK Webbing Working Load Limit: 3,335 lbs./1513 kgs.
	533060	30'	With 1007 Wire Hooks & 2084FK Webbing Working Load Limit: 1,670 lbs./757 kgs.









**2" RATCHET STRAP WITH 804 WIDE HANDLE**

	512720	27'	With 1015 Flat Hooks & 2084FK Webbing Working Load Limit: 3,335 lbs./1513 kgs.
	513020	30'	
512720BX Strap Assembly 512720 packed in retail box			
	512739	27'	With 3705-2 Chain Anchors & 2084FK Webbing Working Load Limit: 3,335 lbs./1513 kgs.
	513039	30'	
	513060	30'	With 1007 Wire Hooks & 2084FK Webbing Working Load Limit: 1,670 lbs./757 kgs.
	512784	27'	With 1006 Wire Hooks & 2084FK Webbing Working Load Limit: 3,335 lbs./1513 kgs.
	513084	30'	




**2" RATCHET STRAP WITH 803 LONG WIDE HANDLE**

	572720	27'	With 1015 Flat Hooks, Abrasion Clip & 2084FK Webbing Working Load Limit: 3,335 lbs./1513 kgs.
	573020	30'	

**3" RATCHET STRAP WITH 806 LONG HANDLE**

	552721	27'	With 1021 Flat Hooks & 3084FK Webbing Working Load Limit: 5,400 lbs./2450 kgs.
	553021	30'	
	552740	27'	With 3705-3 Chain Anchors & 3084FK Webbing Working Load Limit: 5,400 lbs./2450 kgs.
	553040	30'	
	553036	30'	With 1016 Narrow Hooks & 3084FK Webbing Working Load Limit: 5,400 lbs./2450 kgs.

**4" RATCHET STRAP WITH 808 LONG HANDLE**

	592721	27'	With 1021 Flat Hooks, Abrasion Clip & 4084FK Webbing Working Load Limit: 5,400 lbs./2450 kgs.
	593021	30'	
	593040	30'	With 3705-3 Chain Anchors & 4084FK Webbing Working Load Limit: 5,400 lbs./2450 kgs.
	592736	27'	With 1016 Wire Hooks & 4084FK Webbing Working Load Limit: 6,670 lbs./3025 kgs.
	593036	30'	





Custom stenciling available on most strap assemblies and bulk webbing.  
Contact Customer Service for price and delivery.






Kinedyne's "Rhino Web" is a more durable and abrasion resistant webbing for cargo control tie-down straps. "Rhino Web" yields 30% more tensile strength after severe abrasion and is 30% thicker with a tougher surface. "Rhino Web" complements and rounds out Kinedyne's already extensive line of quality webbing.

## 2" RATCHET STRAP WITH RHINO WEB WITH 804 HANDLE

	562720	27'	With 1015 Flat Hooks & 2054GK Webbing
	563020	30'	Working Load Limit: 3,335 lbs./1513 kgs.
	562739	27'	With 3705-2 Chain Anchors & 2054GK Webbing
	563039	30'	Working Load Limit: 3,335 lbs./1513 kgs.
	563060	30'	With 1007 Wire Hooks & 2054GK Webbing
			Working Load Limit: 1,670 lbs./757 kgs.
	562784	27'	With 1006 Wire Hooks & 2054GK Webbing
	563084	30'	Working Load Limit: 3,335 lbs./1513 kgs.

## 2" RATCHET STRAP WITH RHINO WEB WITH 803 WIDE HANDLE

	582720	27'	With 1015 Flat Hooks & 2054GK Webbing
	583020	30'	Working Load Limit: 3,335 lbs./1513 kgs.

## RATCHET STRAP REPLACEMENT SECTIONS

Other custom additional fixed end replacements and adjustable end replacements can be manufactured using any of the hardware in the Hardware Products section. (See page 60)

### FIXED END REPLACEMENTS

Part No.	Buckle	Webbing	End Fitting
29V9920	802	2054	1015
29V9939	802	2054	3705-2
519920	804	2084	1015
519939	804	2084	3705-2
519960	804	2084	1007
519984	804	2084	1006
539920	802	2084	1015
539939	802	2084	3705-2
539960	802	2084	1007
559921	806	3084	1021
559940	806	3084	3705-3
559950	806	3084	3704
569920	804	2054	1015
569939	804	2054	3705-2
569984	804	2054	1006
579920	803	2084	1015
589920	803	2054	1015
599921	808	4084	1021
599936	808	4084	1016
24Q9934	808	4050	1034
77F9920	-	2084	1015
77F9939	-	2084	3705-2
77F9960	-	2084	1007
77F9984	-	2084	1006
77Q9934	-	4050	1034
77T9921	-	3084	1021
77T9940	-	3084	3705-3
77T9950	-	3084	3704
77U9921	-	4084	1021
77U9936	-	4084	1016
77V9920	-	2054	1015
77V9939	-	2054	3705-2

### ADJUSTABLE END REPLACEMENTS

Part No.	Webbing	End Fitting	Length (Ft.)
222520	2084	1015	25
222539	2084	3705-2	25
222584	2084	1006	25
222820	2084	1015	28
222839	2084	3705-2	28
222884	2084	1006	28
262520	2054	1015	25
262539	2054	3705-2	25
262584	2054	1006	25
262820	2054	1015	28
262839	2054	3705-2	28
262884	2054	1006	28
40T2521	3084	1021	25
40T2540	3084	3705-3	25
40T2550	3084	3704	25
40T2821	3084	1021	28
40T2840	3084	3705-3	28
40T2850	3084	3704	28
40U2521	4084	1021	25
40U2536	4084	1016	25
40U2821	4084	1021	28
40U2836	4084	1016	28
462534	4050	1034	25
462834	4050	1034	28



## UTILITY STRAPS

These general purpose utility straps made from 1" wide webbing and are available with either Ratchet or Cam Buckle hardware. Several end-fittings are available including Wire Hook, D-Ring and Vinyl Coated S-Hooks. The straps are packaged in a retail friendly bag and header card format. All straps below are packaged as shown.

Note: Header cards feature English/French on front and English/Spanish on back.



### 1" UTILITY STRAP WITH 800 RATCHET

	<b>711281PK</b>	<b>12'</b>	With 1003 Wire Hooks & 1000E Webbing <b>Working Load Limit: 835 lbs./380 kgs.</b>
	<b>711681PK</b>	<b>16'</b>	
	<b>712081PK</b>	<b>20'</b>	
	<b>711281/45PK</b>	<b>12'</b>	With 1003 Wire Hooks, 1703 D-Rings & 1000E Webbing <b>Working Load Limit: 835 lbs./380 kgs.</b>
	<b>711681/45PK</b>	<b>16'</b>	
	<b>712081/45PK</b>	<b>20'</b>	
	<b>711386PK</b>	<b>13'</b>	With C1003 Wire Hooks & 1000E Webbing <b>Working Load Limit: 167 lbs./76 kgs.</b>
	<b>710987PK</b>	<b>9'</b>	With 1101 Vinyl Coated S Hooks & 1000E Webbing <b>Working Load Limit: 500 lbs./230 kgs.</b>
	<b>711587PK</b>	<b>15'</b>	

### 1" UTILITY STRAP WITH 605 CAM BUCKLE

	<b>750687PK</b>	<b>6'</b>	With 1101 Vinyl Coated S Hooks & 1000E Webbing <b>Working Load Limit: 400 lbs./185 kgs.</b>
	<b>751587PK</b>	<b>15'</b>	

### 1" UTILITY STRAP WITH 810 RATCHET

	<b>760987PK</b>	<b>9'</b>	With 1101 Vinyl Coated S Hooks & 1010P Webbing <b>Working Load Limit: 500 lbs./230 kgs.</b>
	<b>761587PK</b>	<b>15'</b>	





## CHAIN, BULK & ASSEMBLIES



Transportation chain comes in several different sizes and options; precut with grab hooks and bulk chain in barrels.

*NOTE: As per NACM standards, all Breaking Strengths for Grade 30 & 70 chain and chain accessories are calculated at FOUR times the Working Load Limit. Grade 43 chains and chain accessories are calculated at THREE times the Working Load Limit.*



### BULK CHAIN 10023

Material: Grade 30  
Size: 1/4" x 800'  
Working Load Limit: 1,300 lbs./590 kgs.  
Barrel Weight: 550 lbs./250 kgs.



### BULK CHAIN 10025

Material: Grade 70  
Size: 1/4" x 800'  
Working Load Limit: 3,150 lbs./1430 kgs.  
Barrel Weight: 524 lbs./238 kgs.



### BULK CHAIN 10034

Material: Grade 70  
Size: 5/16" x 550'  
Working Load Limit: 4,700 lbs./2135 kgs.  
Barrel Weight: 584 lbs./265.5 kgs.

### 10025-141 **NEW!**

Size: 1/4" x 141'  
Barrel Weight: 93.6 lbs./42.5 kgs.

### 10034-092 **NEW!**

Size: 5/16" x 92'  
Barrel Weight: 91.4 lbs./41.5 kgs.



### BULK CHAIN 10038

Material: Grade 70  
Size: 3/8" x 400'  
Working Load Limit: 6,600 lbs./3000 kgs.  
Barrel Weight: 565 lbs./257 kgs.

### 10038-060 **NEW!**

Size: 3/8" x 60'  
Barrel Weight: 85.9 lbs./39 kgs.



### BULK CHAIN 10050

Material: Grade 70  
Size: 1/2" x 200'  
Working Load Limit: 11,300 lbs./5126 kgs.  
Barrel Weight: 526 lbs./239 kgs.

### PRECUT CHAIN WITH GRAB HOOKS IN A BARREL

#### 10050-16BRL **NEW!**

Size: 1/2" x 16'  
Quantity: 12 pieces  
Assembly Weight: 42.9 lbs./19.5 kgs.  
Barrel Weight: 525 lbs./238.6 kgs.

#### 10050-20BRL

Size: 1/2" x 20'  
Quantity: 10 pieces  
Assembly Weight: 54.1 lbs./24.6 kgs.  
Barrel Weight: 551 lbs./250.5 kgs.



**5/16" CHAIN GRADE 70**

**PRECUT CHAIN WITH GRAB HOOKS IN A BOX**



**10034-16BX**  
 Material: Grade 70  
 Size: 5/16" x 16'  
 Working Load Limit: 4,700 lbs./2135 kgs.  
 Assembly Weight: 17.5 lbs./7.9 kgs.



**10034-20BX**  
 Material: Grade 70  
 Size: 5/16" x 20'  
 Working Load Limit: 4,700 lbs./2135 kgs.  
 Assembly Weight: 22.0 lbs./10.0 kgs.



**10034-25BX**  
 Material: Grade 70  
 Size: 5/16" x 25'  
 Working Load Limit: 4,700 lbs./2135 kgs.  
 Assembly Weight: 27.3 lbs./12.4 kgs.



**PRECUT CHAIN WITH GRAB HOOKS IN A BARREL**

Material: Grade 70  
**10034-16BRL**  
 Size: 5/16" x 16'  
 Working Load Limit: 4,700 lbs./2135 kgs.  
 Quantity: 30 Pieces  
 Assembly Weight: 17.5 lbs./7.9 kgs.  
 Barrel Weight: 527 lbs./239.5 kgs.

**10034-20BRL**  
 Size: 5/16" x 20'  
 Working Load Limit: 4,700 lbs./2135 kgs.  
 Quantity: 25 Pieces  
 Assembly Weight: 21.7 lbs./9.9 kgs.  
 Barrel Weight: 551 lbs./250.5 kgs.

**10034-25BRL**  
 Size: 5/16" x 25'  
 Working Load Limit: 4,700 lbs./2135 kgs.  
 Quantity: 20 Pieces  
 Assembly Weight: 27.3 lbs./12.4 kgs.  
 Barrel Weight: 530 lbs./240.9 kgs.

**3/8" CHAIN GRADE 70**

**PRECUT CHAIN WITH GRAB HOOKS IN A BOX**



**10038-16BX**  
 Material: Grade 70  
 Size: 3/8" x 16'  
 Working Load Limit: 6,600 lbs./3000 kgs.  
 Assembly Weight: 27.2 lbs./12.4 kgs.



**10038-20BX**  
 Material: Grade 70  
 Size: 3/8" x 20'  
 Working Load Limit: 6,600 lbs./3000 kgs.  
 Assembly Weight: 33.0 lbs./15.0 kgs.



**10038-25BX**  
 Material: Grade 70  
 Size: 3/8" x 25'  
 Working Load Limit: 6,600 lbs./3000 kgs.  
 Assembly Weight: 37.3 lbs./17.6 kgs.



**PRECUT CHAIN WITH GRAB HOOKS IN A BARREL**

Material: Grade 70  
**10038-16BRL**  
 Size: 3/8" x 16'  
 Working Load Limit: 6,600 lbs./3000 kgs.  
 Quantity: 25 Pieces  
 Assembly Weight: 27.2 lbs./12.4 kgs.  
 Barrel Weight: 618 lbs./280.9 kgs.

**10038-20BRL**  
 Size: 3/8" x 20'  
 Working Load Limit: 6,600 lbs./3000 kgs.  
 Quantity: 20 Pieces  
 Assembly Weight: 29.7 lbs./13.5 kgs.  
 Barrel Weight: 614 lbs./279.1 kgs.

**10038-25BRL**  
 Size: 3/8" x 25'  
 Working Load Limit: 6,600 lbs./3000 kgs.  
 Quantity: 15 Pieces  
 Assembly Weight: 37.3 lbs./17.6 kgs.  
 Barrel Weight: 570 lbs./259.1 kgs.



## CHAIN BINDERS

Kinedyne chain binders are made of formed steel, providing a quality chain binder at a competitive price. Our high quality chain binders stand tough against all weather and load conditions.

**! WARNING:** Kinedyne Chain Binders are intended to be used by qualified, trained personnel in accordance with applicable load securement standards. Refer to WSTDA-T-6, FMCSA, NACM, and all other applicable Federal, State, Provincial and industry regulations for load securement requirements. Kinedyne Chain Binders should be matched with equivalent chain size, chain WLL and grade of chain. Never exceed the working load limit (WLL) of any Kinedyne Chain Binder. The WLL of any tie-down assembly is only as strong as its weakest component, including the attachment points. Subjecting any Kinedyne Chain Binder to loads beyond its WLL can result in severe personal injury or death and/or damage cargo. The design factor is based on destructive laboratory controlled testing, which will not be exactly duplicated during actual load and use. Kinedyne Chain Binders must not be used with cheater bars or other handle extenders to tension load. When required, Kinedyne recommends the use of a Kinedyne combination winch bar for Kinedyne Lever Chain Binder load release only.



### ADJUSTABLE LEVER BINDER with Locking Pin


The Adjustable Lever Binder reduces risk, injury, broken chain, and time. This means more PROFITS! It is QUICK, EASY and SAFE to use!

This binder has a built-in adjustment feature for a quick, easy and safe solution to attain proper tension. Simply rotate the adjustable end and extend or retract it to achieve the desired length. No more bouncing back and forth from one link to another trying to find a secure fit. The Adjustable Lever Binder comes equipped with a lock pin, making it one of the industry's safest binders.



*NOTE: U.S. Patent Number 7,065,840 and 7,634,841, Canada Patent Number 2,571,337*

#### 10049

5/16" - 3/8" Chain  
Working Load Limit: 5,400 lbs./2450 kgs.  
Weight: 10.41 lbs./4.73 kgs.



**10048-2**  
Locking Pin also sold separately.



**! WARNING:** Kinedyne Chain Binders must not be used with cheater bars or other handle extenders to tension load. When required, Kinedyne recommends the use of a Kinedyne combination winch bar for Kinedyne Lever Chain Binder load release only.

### LEVER CHAIN BINDER

Quick and easy to operate standard overcenter lever chain binder.

#### 10046

1/4" - 5/16" Chain  
Working Load Limit: 2,600 lbs./1180 kgs.  
Weight: 3.5 lbs./1.6 kgs.

#### 10036


5/16" - 3/8" Chain  
Working Load Limit: 5,400 lbs./2450 kgs.  
Weight: 8.1 lbs./3.7 kgs.

#### 10036HD

3/8" - 1/2" Chain  
Working Load Limit: 9,200 lbs./4180 kgs.  
Weight: 12.4 lbs./5.6 kgs.

#### 10036XHD

1/2" - 5/8" Chain  
Working Load Limit: 13,000 lbs./5190 kgs.  
Weight: 19.4 lbs./8.8 kgs.



**! WARNING:** Kinedyne Chain Binders must not be used with cheater bars or other handle extenders to tension load. When required, Kinedyne recommends the use of a Kinedyne combination winch bar for Kinedyne Lever Chain Binder load release only.





## RECOILLESS CHAIN BINDER

Recoilless and easy to operate chain binder locks securely when binding or releasing, without extra tools.

### 10039

5/16" - 3/8" Chain

**Working Load Limit:** 5,400 lbs./2450 kgs.

**Weight:** 8.9 lbs./4.0 kgs.

**! WARNING:** Kinedyne Chain Binders must not be used with cheater bars or other handle extenders to tension load.



## RATCHET CHAIN BINDER

Easy to operate ratchet binder locks securely when binding or releasing, without extra tools.

### 10047

1/4" - 5/16" Chain

**Working Load Limit:** 2,600 lbs./1180 kgs.

**Weight:** 3.7 lbs./1.7 kgs.

### 10035

5/16" - 3/8" Chain

**Working Load Limit:** 5,400 lbs./2450 kgs.

**Weight:** 10.0 lbs./4.5 kgs.

### 10035HD

3/8" - 1/2" Chain

**Working Load Limit:** 9,200 lbs./4180 kgs.

**Weight:** 12.9 lbs./5.9 kgs.

### 10035XHD

1/2" - 5/8" Chain

**Working Load Limit:** 13,000 lbs./5910 kgs.

**Weight:** 15.4 lbs./7.0 kgs.



**! WARNING:** Kinedyne Chain Binders must not be used with cheater bars or other handle extenders to tension load.

## SAF-T-BINDER

Kinedyne, tasked with investigating the tension that a typical Ratchet Binder can put on chain links from various manufacturers, discovered that a cheater bar and an average size driver can exhibit more tension than the actual chain can absorb (i.e. exceeded the Working Load Limit of the Chain). The non-recommended use of a cheater bar can result in personal injury and broken chain. Kinedyne's new Saf-T-Binder (named for its shorter aggressive "T" handle) delivers exactly what the industry needs – a safe secure load. With the shortened "T" handle, a 120 lb. force applied to the handle will result in 5,400 lbs. of chain tension. The "T" handle is the Fleet Safety Manager's solution to eliminate the use of extenders/cheater bars.

### 10035T

5/16" - 3/8" Chain

**Working Load Limit:** 5,400 lbs./2,450 kgs.

**Weight:** 10.60 lbs./4.80 kgs.



**! WARNING:** Kinedyne Chain Binders must not be used with cheater bars or other handle extenders to tension load.



## CHAIN ACCESSORIES

### CLEVIS GRAB HOOK



#### CARBON High Test Grade 43

Made with forged carbon steel and a clear zinc plated finish.

ITEM	SIZE	WORKING LOAD LIMIT	WEIGHT
101-10250	1/4"	2,600 lbs./1180 kgs.	0.41 lbs./0.19 kgs.
101-10312	5/16"	3,900 lbs./1770 kgs.	0.71 lbs./0.32 kgs.
101-10375	3/8"	5,400 lbs./2450 kgs.	1.38 lbs./0.63 kgs.
101-10500	1/2"	9,200 lbs./4175 kgs.	2.56 lbs./1.16 kgs.

#### ALLOY Grade 70

Made with forged alloy steel and a zinc plated finish.

ITEM	SIZE	WORKING LOAD LIMIT	WEIGHT
10025GH	1/4"	3,150 lbs./1430 kgs.	0.41 lbs./0.19 kgs.
10034GH	5/16"	4,700 lbs./2135 kgs.	0.80 lbs./0.36 kgs.
10038GH	3/8"	6,600 lbs./3000 kgs.	1.10 lbs./0.50 kgs.
10050GH	1/2"	11,300 lbs./5126 kgs.	2.56 lbs./1.16 kgs.

### GRAB HOOK WITH STOPPERS



#### ALLOY Grade 70

Made with forged alloy steel and a zinc plated finish.

ITEM	SIZE	WORKING LOAD LIMIT	WEIGHT
101-17312	5/16"	4,700 lbs./2135 kgs.	1.0 lbs./0.45 kgs.
101-17375	3/8"	6,600 lbs./3000 kgs.	1.3 lbs./0.59 kgs.

### SHACKLE WITH CLEVIS ROUND PIN



Made with forged carbon steel and a galvanized finish.

ITEM	SIZE	WORKING LOAD LIMIT	WEIGHT
101-11500	1/2"	4,000 lbs./1815 kgs.	0.65 lbs./0.30 kgs.
101-11625	5/8"	6,500 lbs./2950 kgs.	1.05 lbs./0.48 kgs.


### SCREW PIN ANCHOR SHACKLE



Made with forged carbon steel and a galvanized finish.

ITEM	SIZE	WORKING LOAD LIMIT	WEIGHT
101-12250	1/4"	1,000 lbs./454 kgs.	0.13 lbs./0.06 kgs.
101-12312	5/16"	1,500 lbs./680 kgs.	0.20 lbs./0.10 kgs.
101-12375	3/8"	2,000 lbs./909 kgs.	0.31 lbs./0.14 kgs.
101-12437	7/16"	3,000 lbs./1360 kgs.	0.44 lbs./0.20 kgs.
101-12500	1/2"	4,000 lbs./1815 kgs.	1.20 lbs./0.54 kgs.
101-12625	5/8"	6,500 lbs./2950 kgs.	1.20 lbs./0.55 kgs.
101-12750	3/4"	9,500 lbs./4310 kgs.	2.20 lbs./1.00 kgs.

### TWIN CLEVIS



Made with forged carbon steel and a zinc finish. Grade 70.

ITEM	SIZE	WORKING LOAD LIMIT	WEIGHT
101-13312	5/16"	4,700 lbs./2135 kgs.	0.40 lbs./0.18 kgs.
101-13375	3/8"	6,600 lbs./3000 kgs.	0.50 lbs./0.23 kgs.



**QUICK LINK**



Made with zinc plated steel.

ITEM	SIZE	WORKING LOAD LIMIT	WEIGHT
<b>101-14250</b>	1/4"	880 lbs./400 kgs.	0.08 lbs./0.04 kgs.
<b>101-14312</b>	5/16"	1,200 lbs./545 kgs.	0.17 lbs./0.08 kgs.
<b>101-14375</b>	3/8"	1,700 lbs./773 kgs.	0.32 lbs./0.15 kgs.
<b>101-14500</b>	1/2"	3,000 lbs./1360 kgs.	0.52 lbs./0.24 kgs.

**SLIP HOOKS**



**ALLOY** Grade 70  
Made with forged alloy steel and a zinc plated finish.

ITEM	SIZE	WORKING LOAD LIMIT	WEIGHT
<b>101-15312</b>	5/16"	4,700 lbs./2135 kgs.	0.88 lbs./0.40 kgs.
<b>101-15375</b>	3/8"	6,600 lbs./3000 kgs.	1.20 lbs./0.55 kgs.

**SLIP HOOKS WITH CLIP/LATCH**




**ALLOY** Grade 70  
Made with forged alloy steel and a zinc plated finish.

ITEM	SIZE	WORKING LOAD LIMIT	WEIGHT
<b>101-16312</b>	5/16"	4,700 lbs./2135 kgs.	0.88 lbs./0.40 kgs.
<b>101-16375</b>	3/8"	6,600 lbs./3000 kgs.	1.26 lbs./0.60 kgs.

**WEB SLINGS (EYE & EYE)**

Two-Ply Polyester Web Slings manufactured, rated & tested per the Web Sling & Tie Down Association (WSTDA) Specifications for Synthetic Web Slings.



ITEM	SIZE	WORKING LOAD LIMIT/RATED CAPACITY
<b>15500</b>	2" x 8'	Vertical: 6,200 lbs./2800 kgs. Choker: 4,960 lbs./2240 kgs. Vertical Basket: 12,400 lbs./5600 kgs.
<b>15501</b>	2" x 12'	Vertical: 6,200 lbs./2800 kgs. Choker: 4,960 lbs./2240 kgs. Vertical Basket: 12,400 lbs./5600 kgs.
<b>15502</b>	2" x 20'	Vertical: 6,200 lbs./2800 kgs. Choker: 4,960 lbs./2240 kgs. Vertical Basket: 12,400 lbs./5600 kgs.

**WIRE ROPE SLINGS (EYE & EYE)**

Slings are 6 X 19 Classification Wire Rope Slings manufactured, rated & tested per ASME B30.9 for Wire Rope Slings.



ITEM	SIZE	WORKING LOAD LIMIT	WEIGHT
<b>15505</b>	3/8" x 8'	Vertical: 2,800 lbs./1270 kgs. Choker: 2,200 lbs./1000 kgs. Vertical Basket: 5,800 lbs./2630 kgs.	2.8 lbs./1.27 kgs.
<b>15506</b>	1/2" x 10'	Vertical: 5,000 lbs./2270 kgs. Choker: 3,800 lbs./1720 kgs. Vertical Basket: 10,000 lbs./4540 kgs.	6.3 lbs./2.9 kgs.
<b>15507</b>	5/8" x 12'	Vertical: 7,800 lbs./3540 kgs. Choker: 5,800 lbs./2630 kgs. Vertical Basket: 15,600 lbs./7080 kgs.	12.11 lbs./5.5 kgs.



## FLATBED ACCESSORIES

### CORNER PROTECTORS

Corner protectors are designed to protect both strap and cargo. Protectors feature a corner recess to protect cargo edges.



**1863** – Steel  
For use with 1-3/4" - 2" Web,  
cable, chain



**1865** – Steel  
For use with 2" - 4" Web,  
cable, chain



**37025** – Plastic  
For use with 2" - 4" Web



**37028** – Plastic  
Tarp Guard Corner Protector



**37026** – Plastic  
For use with 2" - 4" Web, chain

### 5TH WHEEL PIN PULLER



**80111**  
Length: 34"

The new multi-purpose 5th Wheel Pin Puller from Kinedyne, at 34" long, is the perfect tool to help the driver release the king pin without climbing under the trailer. It can also be used to easily grab the door pull or latch on that out of reach roll-up door. This heavy duty Kinedyne-tough pin puller makes work easier and safer for operators.

### WEB PROTECTORS

Web protectors made of Nylon, Velcro, or Rubber material. Protects web tie downs from damage.


*NOTE: Due to the new regulations, Web Protectors are not recommended to be used alone. However, if used with a Corner Protector the life of a Winch Strap is more than doubled.*



CS Series - Protective Sleeve, Nylon



VS Series - Protective Sleeve, Velcro



Web Protector, Rubber  
*NOTE: Straps must be threaded through captive corner protectors.*

#### WEB PROTECTORS

Part No.	Length	Fits Webbing Size	Color	Grade	Material
CS10	300'	1"	Black	Standard	Nylon
CS10-012	12"	1"	Black	Standard	Nylon
CS10-024	24"	1"	Black	Standard	Nylon
CS20	300'	1-3/4" or 2"	Black	Standard	Nylon
CS20-012	12"	1-3/4" or 2"	Black	Standard	Nylon
CS20-024	24"	1-3/4" or 2"	Black	Standard	Nylon
CS30	300'	3"	Black	Standard	Nylon
CS30-012	12"	3"	Black	Standard	Nylon
CS30-024	24"	3"	Black	Standard	Nylon
CS40	300'	4"	Black	Standard	Nylon
CS40-012	12"	4"	Black	Standard	Nylon
CS40-024	24"	4"	Black	Standard	Nylon
FE101P	300'	1 3/4" or 2"	Black	Heavy-Duty	Nylon
FE101P-012	12"	1-3/4" or 2"	Black	Heavy-Duty	Nylon
VS20-012	12"	2"	Gold	Standard	Velcro
VS30-012	12"	3"	Gold	Standard	Velcro
VS40-012	12"	4"	Gold	Standard	Velcro
37022	6"	2" or 3"	Black	Standard	Rubber
37024	6"	4"	Black	Standard	Rubber





## TARP TIES

KINEDYNE POLAR AND TIGER "PRO-GRADE" TARP TIES OFFER THE MOST DURABLE TARP TIE ON THE MARKET TODAY. AVAILABLE WITH CRIMPED S HOOKS AS A STANDARD FEATURE.

NOTE: All Kinedyne tarp ties come with zinc plated S Hooks that are made with tempered steel, but still have enough ductility that they may be formed as needed. Kinedyne tarp ties come fully assembled and are packaged 50 per box.

### NATURAL RUBBER TARP TIES

Part No.	Strap Length	Overall Length	Maximum Safe Stretch End To End	Weight/ 50 Pieces	Weight/ 50 Pieces
2210NR	9"	14"	14"	8.9 lbs.	4.1 kgs.
2215NR	15"	19"	23"	10.2 lbs.	4.6 kgs.
2221NR	21"	25"	32"	11.9 lbs.	5.4 kgs.
2231NR	31"	35"	47"	15.2 lbs.	6.9 kgs.
2241NR	41"	45"	62"	19.1 lbs.	8.7 kgs.



**WARNING:** Rubber Ropes and Tarp Ties are not designed to hold a load in place. Failure to properly secure a load can lead to cargo damage, injury, or death.

### EPDM RUBBER TARP TIES

Part No.	Strap Length	Overall Length	Maximum Safe Stretch End To End	Weight/ 50 Pieces	Weight/ 50 Pieces
2210EPDM	9"	14"	14"	10.3 lbs.	4.7 kgs.
2215EPDM	15"	19"	23"	12.3 lbs.	5.6 kgs.
2221EPDM	21"	25"	32"	14.3 lbs.	6.5 kgs.
2231EPDM	31"	35"	47"	18.3 lbs.	8.3 kgs.
2241EPDM	41"	45"	62"	21.8 lbs.	9.9 kgs.



## RUBBER ROPE

Versatile solid core natural rubber rope provides for fast, secure tie-down of tarps. Rope comes standard in 150' rolls. Use with 10120 S-J hooks to make custom length tarp ties.



**10037** – 3/8" Diameter  
**10109** – 7/16" Diameter



**10120** – S-J Hooks  
**2200** – Spare S Hooks 100 per bag  
Weight: 4.0 lbs./1.8 kgs.

## WIRE ROPE WITH CHAIN ASSEMBLIES



Tags made of durable Steel, not Aluminum!



**KINEDYNE WIRE ROPE & CHAIN ASSEMBLIES ARE TAGGED, TESTED AND RATED!**

Kinedyne Wire Rope with Chain Assemblies are made from high quality wire rope with Grade 70 chain and hooks. They are tagged to meet applicable industry regulations.

ITEM	SIZE	WORKING LOAD LIMIT	WEIGHT
<b>15495</b>	1/4" x 30'	2,200 lbs/1000 kgs.	5.2 lbs./2.3 kgs.
<b>15496</b>	5/16" x 30'	3,000 lbs/1360 kgs.	6.7 lbs./3.0 kgs.



## WARNING FLAGS

These red, high-visibility warning flags measure 18" x 18" and come individually shrink-wrapped.



**9121**

Heavy-duty vinyl mesh flag on a 30" x 5/8" wooden dowel.

Flag dimension 18" x 18"



**9122**

Cotton flag with steel wire rod.

Flag dimension 18" x 18"



**9123**

Heavy-duty vinyl mesh flag with 2 high-strength brass grommets.

Flag dimension 18" x 18"

## REVERSIBLE BANNERS

These versatile, double-sided banners read WIDE LOAD on one side and OVERSIZE LOAD on the other. They are high-strength, UV-resistant and are printed with water-resistant ink. They feature high-strength brass grommets, have double-stitched, reinforced hems and come individually shrink-wrapped.



**9126**

Wide Load/Oversize Load

14" x 72" banner with high-strength grommets and 4 ropes 43" long.



**9124**

Wide Load/Oversize Load

18" x 84" banner with high strength grommets and 4 ropes 43" long.



**9125**

Wide Load/Oversize Load

18" x 84" banner with high-strength brass grommets and 2 ropes sewn in, one top and one bottom 156" long.

## OVERSIZED WIDE LOAD BANNER

**9127**

Wide/Oversize Load "D" Banner



12" x 96" with 10 grommets.



## SPECIALIZED FLATBED PRODUCTS

### BULKHEAD/HEADACHE RACK SECUREMENT STRAPS

Due to new regulations, cargo control products (chains, binders, tire chains) as well as any other equipment that hangs on the Headache Rack must be secured with a NACS rated product.

	<b>750681</b>	<b>6'</b>	With 1003 Wire Hooks, 605 Cam Buckle & 1000E Webbing <b>Working Load Limit: 400 lbs./185 kgs.</b>
	<b>710681</b>	<b>6'</b>	With 1003 Wire Hooks, 800 Ratchet & 1000E Webbing <b>Working Load Limit: 835 lbs./380 kgs.</b>

### CURTAIN SIDER STRAPS

**15407**



Complete Curtain Sider Assembly comes with 22' of 2" black polyester webbing (2010SBP) between 2 Fixed Ends (fixed end part number 15407-1) for attachment on either side of the curtain.

The two Fixed Ends consist of stainless steel overcenter buckles (970), 18" of 1-3/4" black nylon webbing and the Closed Rave Hooks (9003).

The overall assembly is approximately 25' in length.

*NOTE: The fixed end and adjustable ends are available and can be ordered separately. (See right.)*



**15407-1**

A Fixed End Curtain Sider has 18" of black 1-3/4" nylon webbing (FE103P), with a Closed Rave Hook (9003), and one stainless steel overcenter buckle (970).



**15407-2**

As an Adjustable End the strap has 18" of black 1-3/4" nylon webbing (FE103P), and a Closed Rave Hook (9003).

*NOTE: NO overcenter buckle.*

### 3" ROLL-OFF CONTAINER STRAPS



**360506**

5' – With 9026 Roll-Off Container Hook and 3054 Web.

To provide for compliance with DOT standard 49CFR section 393.134, this hook is suitable for connecting the bottom rails of the standard roll-on/roll-off waste container.

**360506SP**

The end of the strap opposite the hook has a sewn pocket to allow the strap to be captivated to the winch.

**Working Load Limit: 5,000 lbs./2270 kgs.**

### C & J HOOKS

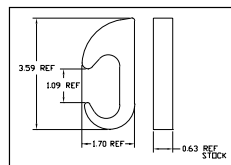
All C & J hooks are flame cut from 5/8" steel. They are designed to fit flat on trucks for easy welding and will accept D-rings, web loops, cable or rope.

**Working Load Limit:**  
6,670 lbs./3025 kgs.

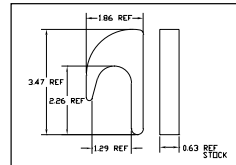
*NOTE: Minimum welding requirements are 1/4" fillet weld, around entire contact surface, and 1/8" penetration.*



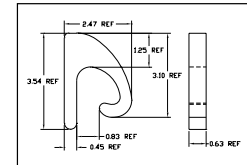
**10002 – Standard C**



**10003 – Standard J**



**10004 – Special J**



## COIL CHOCK

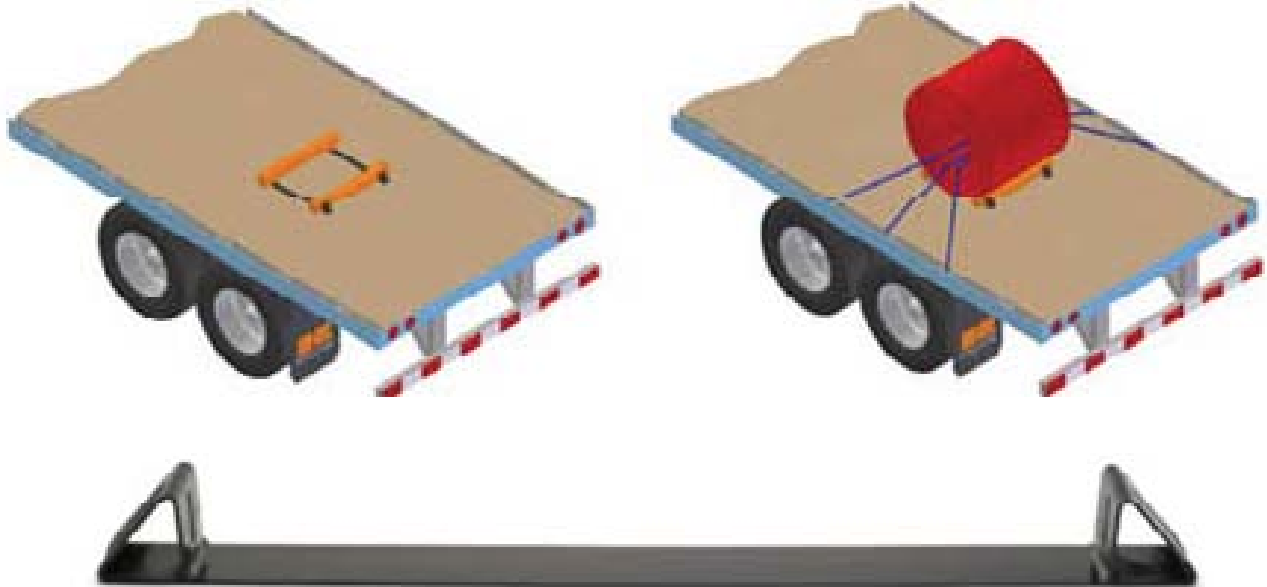
To assist in compliance with DOT standard 49CFR section 393.120, we have a Coil Chock or "Coil Bunk" as it is referred to in the regulation. The Coil Chock is used to support 4" x 4" or other suitable lumber which keep the coil from rolling. The view on the left shows the coil chocks in place with 4" x 4" lumber. The view on the right shows the coil with tie-down chains in place. No additional tie-downs are required to retain the coil chocks as they are held in place by the lumber and the coil itself.

### 8656 – Standard Duty

**Material:** Hot rolled steel 10 gauge  
**Finish:** Painted black  
**Size:** 33.25" long x 2.75" wide x 2.85" high  
**Weight :** 4.9 lbs/2.3 kgs.

### 80044 – Heavy Duty

**Material:** Hot rolled steel 8 gauge  
**Finish:** Painted black  
**Size:** 33.25" long x 2.75" wide x 2.85" high  
**Weight :** 5.4 lbs/2.4 kgs.



8656

## FLOOR CHAIN TIE-DOWNS

Kinedyne's floor chain tie-down is for use on steel frame flatbed trailers. It is a self-storing, convenient anchor point for securing loads. It welds to a trailer cross member and mounts flush with the trailer deck to prevent interference during loading or unloading.



10421

Standard Grade 43

**Working Load Limit:**  
5,000 lbs./2270 kgs.  
**Weight:** 3.0 lbs./1.4 kgs.



10423

Heavy-Duty Grade 70

**Working Load Limit:**  
6,000 lbs./2725 kgs.  
**Weight:** 3.0 lbs./1.4 kgs.





# LOGISTIC STRAPS

Kinedyne logistic straps are designed to take care of most interior van loading requirements and are tagged to comply with North American Cargo Securement Standards. All straps have a 4' fixed end as standard. Adjustable ends are sewn captivated.

NOTE: Items listed with a "BX" suffix are available in special Ship & Display retail friendly master carton. See page 80 for details.

**WARNING:** Series E, A or F fittings are designed for use with Kinedyne Logistic Track. Load ratings may be reduced when used with other tracks or if the track fitting is not positively engaged. Your cargo control system is only as strong as its weakest link. All ratings for series E and A fittings are based on use with Kinedyne 11 gauge track. NOTE: Several types of Kinedyne track are not made of 11 gauge steel, contact Customer Service for specifications by part number.

LENGTHS ARE COLOR CODED:



12' - GOLD



16' - GRAY



20' - BLUE

## 1-3/4" LOGISTIC STRAPS WITH 811 RATCHET BUCKLE



37D1218 12'  
37D1618 16'  
37D2018 20'

With 1802 Webbing  
End Hardware: C1831 1" Hole F-Track Fitting  
Working Load Limit: 670 lbs./305 kgs.

## 1-3/4" LOGISTIC STRAP WITH 910 CAM BUCKLE



81D1218 12'  
81D1618 16'  
81D2018 20'

With 1802 Webbing  
End Hardware: C1831 1" Hole F-Track Fitting  
Working Load Limit: 670 lbs./305 kgs.


## 2" LOGISTIC STRAPS WITH 811 RATCHET BUCKLE



641201 12'  
641601 16'  
642001 20'

With 4900 Webbing  
End Hardware: Series E or A FE8306-1 Spring Fitting  
Working Load Limit: 1,000 lbs./455 kgs.

641601BX Strap Assembly 641601 in retail box



641202 12'  
641602 16'  
642002 20'

With 4900 Webbing  
End Hardware: Series E or A 43020-1 3-Piece Fitting  
Working Load Limit: 1,000 lbs./455 kgs.



641203 12'  
641603 16'  
642003 20'

With 4900 Webbing  
End Hardware: 1831 3/4" Hole F-Track Fitting  
Working Load Limit: 500 lbs./230 kgs.



641204 12'  
641604 16'  
642004 20'

With 4900 Webbing  
End Hardware: 1005 Narrow Hook  
Working Load Limit: 500 lbs./230 kgs.



641215 12'  
641615 16'  
642015 20'

With 4900 Webbing  
End Hardware: C1823 1" Hole F-Track Fitting  
Working Load Limit: 670 lbs./305 kgs.








641235 12'  
641635 16'  
642035 20'

With 4900 Webbing  
End Hardware: Series F FE8427-1 Plate Trailer Hook  
Working Load Limit: 735 lbs./335 kgs.



**2" LOGISTIC STRAPS WITH 910 CAM BUCKLE**

	651201	12'	With 4900 Webbing End Hardware: Series E or A FE8306-1 Spring Fitting Working Load Limit: 835 lbs./380 kgs.
	651601	16'	
	652001	20'	
	<b>651601BX</b>		Strap assembly 651601 in retail box
	651202	12'	With 4900 Webbing End Hardware: Series E or A 43020-1 3-Piece Fitting Working Load Limit: 835 lbs./380 kgs.
	651602	16'	
	652002	20'	
	651203	12'	With 4900 Webbing End Hardware: 1831 3/4" Hole F-Track Fitting Working Load Limit: 500 lbs./230 kgs.
	651603	16'	
	652003	20'	
	651204	12'	With 4900 Webbing End Hardware: 1005 Narrow Hook Working Load Limit: 500 lbs./230 kgs.
	651604	16'	
	652004	20'	
	651235	12'	With 4900 Webbing End Hardware: FE8427-1 F-Track Hook Working Load Limit: 735 lbs./335 kgs.
	651635	16'	
	652035	20'	

Custom stenciling available on most strap assemblies and bulk webbing.  
Contact Customer Service for price and delivery.

**LOGISTIC TRACK**

Kinedyne offers a complete line of Series E, A, F and L track designed to provide the attachment point for a wide variety of interior van cargo control systems.

Kinedyne logistic track will accept all end fittings, sockets, beams and bars designed for use in series E, A, F and L track.

Series E, A and F track are offered standard in 10' (3 m) length with special lengths available upon request. Minimum order may be required.

Track can be attached with screws, rivets or welding. Specific fastener size and/or mounting method should be determined by the vehicle manufacturer or a qualified installer. Care should be taken to ensure that installation environments and materials do not create a potential for corrosion.

L Track is the most commonly used floor anchoring product in vehicle conversions (layout/configuration). Its ease of installation, light weight and superior strength make it a natural choice for anchoring wheelchair, motorcycle, snowmobile or ATV securements, seats to vehicle floors, and product to walls of converted vans.

Kinedyne Medium-Duty L Track is made from 6061-T6 or equivalent aluminum alloy and is offered in 100" (2.5 m) standard lengths, pre-drilled every 4 inches.

Customized special length track is available. Contact Customer Service for more information about our special order products.




**WARNING:** Welding galvanized material will form toxic fumes. Welding shall be done with adequate ventilation.



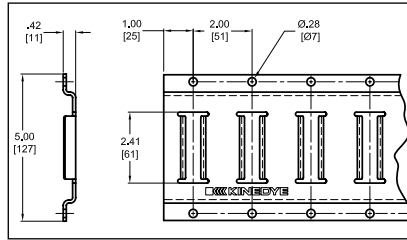
**SERIES E TRACK HORIZONTAL**



43001



43002  
43002-060



**Material:** High strength steel; 12 gauge  
**Minimum Yield:** 50,000 psi.  
**Finish:** Galvanized  
**Weight:** 16.2 lbs./7.26 kgs.  
**Length:** 10 ft./3 m

**Material:** High strength steel; 12 gauge  
**Minimum Yield:** 50,000 psi.  
**Finish:** Gray, Powder Coat  
**Weight:** 16.2 lbs./7.26 kgs.  
**Length:** 10 ft./3 m

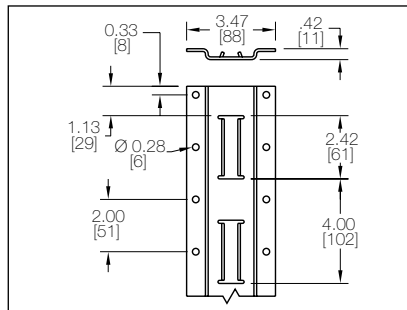
**43002-060**  
**Weight:** 8.0 lbs./3.6 kgs.  
**Length:** 5.0 ft./1.5 m.

**! WARNING:** Welding galvanized material will form toxic fumes. Welding shall be done with adequate ventilation.

**SERIES E TRACK VERTICAL**




2019  
2019-060




**Material:** High strength steel; 11 gauge  
**Minimum Yield:** 50,000 psi.  
**Finish:** Gray, Powder Coat  
**Weight:** 13.0 lbs./5.9 kgs.  
**Length:** 10 ft./3 m

**2019-060**  
**Weight:** 6.5 lbs./3.0 kgs.  
**Length:** 5.0 ft./1.5 m.

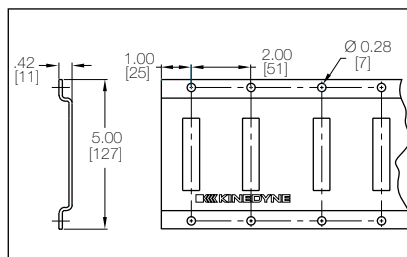
**SERIES A TRACK HORIZONTAL**



43004



43003




**Material:** High strength steel; 12 gauge  
**Minimum Yield:** 50,000 psi.  
**Finish:** Galvanized  
**Weight:** 15.5 lbs./7.0 kgs.  
**Length:** 10 ft./3 m

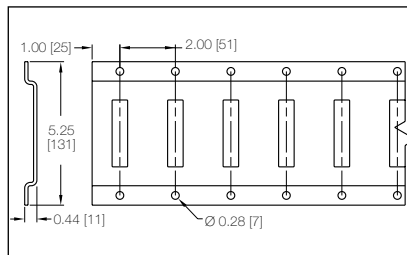
**Material:** High strength steel; 12 gauge  
**Minimum Yield:** 50,000 psi.  
**Finish:** Gray, Powder Coat  
**Weight:** 15.5 lbs./7.0 kgs.  
**Length:** 10 ft./3 m

**! WARNING:** Welding galvanized material will form toxic fumes. Welding shall be done with adequate ventilation.

**HEAVY-DUTY SERIES A TRACK HORIZONTAL**



FE702-01  
FE702-01-060




**Material:** High strength steel; 11 gauge  
**Minimum Yield:** 50,000 psi.  
**Finish:** Gray, Powder Coat  
**Weight:** 18.5 lbs./8.4 kgs.  
**Length:** 10 ft./3 m

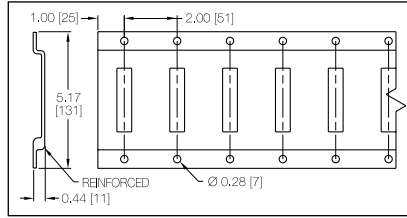
**FE702-01-060**  
**Weight:** 9.6 lbs./4.4 kgs.  
**Length:** 5.0 ft./1.5 m.



## ALUMINUM SERIES A TRACK HORIZONTAL

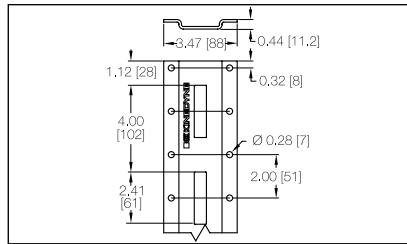


FE725-01



**Material:** Aluminum  
**Minimum Yield:** 37,000 psi.  
**Finish:** Natural  
**Weight:** 8.0 lbs./3.6 kgs.  
**Length:** 10 ft./3 m

## SERIES A TRACK VERTICAL


2025  
2025-060

**Material:** High strength steel; 11 gauge  
**Minimum Yield:** 50,000 psi.  
**Finish:** Gray, Powder Coat  
**Weight:** 13.0 lbs./5.9 kgs.  
**Length:** 10 ft./3 m

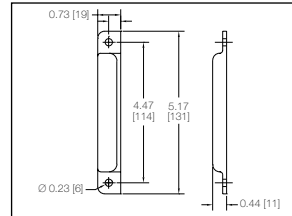

2025-060

**Weight:** 6.6 lbs./3.0 kgs.  
**Length:** 5 ft./1.5 m

## SERIES E OR A END CAPS



8730



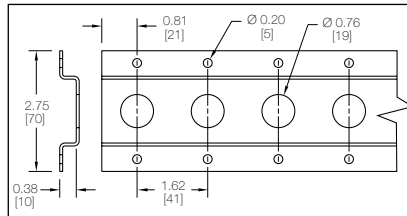
**Material:** Gray plastic  
**Weight:** 0.02 lbs./0.009 kgs.

For use with horizontal E or A track.

## 3/4" HOLE – SERIES F TRACK HORIZONTAL OR VERTICAL



2005



**Material:** High strength steel; 15 gauge  
**Finish:** Galvanized  
**Weight:** 6.5 lbs./3.0 kgs.  
**Length:** 10 ft./3 m

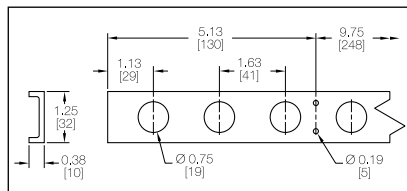


**WARNING:** Welding galvanized material will form toxic fumes. Welding shall be done with adequate ventilation.

## 3/4" HOLE – ALUMINUM SERIES F TRACK FOR FLUSH MOUNTING IN FLOOR




2005A

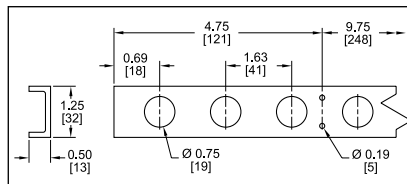


**Material:** Aluminum  
**Finish:** Natural  
**Weight:** 1.6 lbs./0.7 kgs.  
**Length:** 7.5 ft./2.3 m

## 3/4" HOLE – STEEL SERIES F TRACK FOR FLUSH MOUNTING IN FLOOR



2005S



**Material:** Steel  
**Finish:** Natural  
**Weight:** 9.2 lbs./4.2 kgs.  
**Length:** 10 ft./3 m



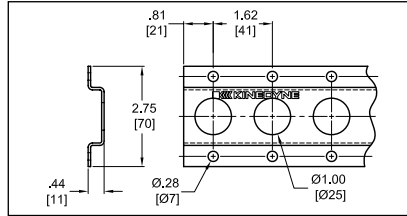
SEE WARNINGS ON PAGE 9 • VOIR LES AVERTISSEMENTS EN PAGE 10 • VÉASE LAS ADVERTENCIAS EN LA PÁGINA 11



### 1" HOLE GALVANIZED SERIES F TRACK



1805



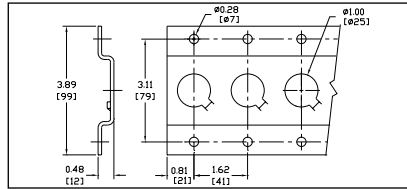
**Material:** High strength steel; 15 gauge  
**Finish:** Galvanized  
**Weight:** 6.2 lbs./2.8 kgs.  
**Length:** 10 ft./3 m

**! WARNING:** Welding galvanized material will form toxic fumes. Welding shall be done with adequate ventilation.

### 1" HOLE – NOTCHED – GALVANIZED SERIES F-TRACK



1806



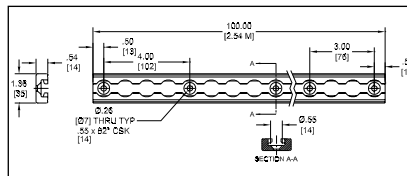
**Material:** High strength steel; 12 gauge  
**Finish:** Galvanized  
**Weight:** 12.5 lbs./5.7 kgs.  
**Length:** 10 ft./3 m

**! WARNING:** Welding galvanized material will form toxic fumes. Welding shall be done with adequate ventilation.

### MEDIUM-DUTY SERIES L TRACK AND MOUNTING HOLES



FE750-01-PD4

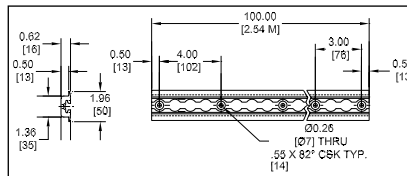


**Material:** Aluminum  
**Finish:** Natural  
**Weight:** 5.0 lbs./2.3 kgs.  
**Length:** 100 in./2.5 m

### MEDIUM-DUTY SERIES L TRACK WITH FLANGES AND MOUNTING HOLES



FE751-01-PD4

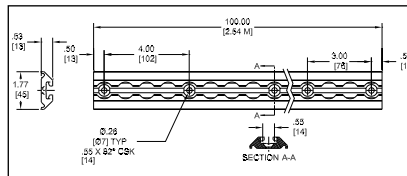


**Material:** Aluminum  
**Finish:** Natural  
**Weight:** 5.2 lbs./2.4 kgs.  
**Length:** 100 in./2.5 m

### MEDIUM-DUTY SERIES L TRACK ANGLED AND MOUNTING HOLES



FE752-01-PD4

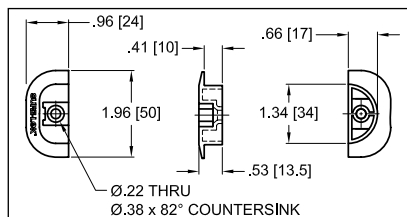


**Material:** Aluminum  
**Finish:** Natural  
**Weight:** 5.2 lbs./2.4 kgs.  
**Length:** 100 in./2.5 m

### L TRACK END CAP



8663



For use with Series L Aluminum Flanged Track and FE751-01-PD4 Series L Track.



## DECKING/SHORING BEAMS



All Kinedyne Series FE8000 & FE8066 Aluminum Decking/Shoring beams now include a new KwikLatch beam header release mechanism and a Keyhole Slot on one end of the beam. When used with the E-Key Fitting shown on the next page, the Keyhole Slot provides a convenient storage solution in the trailer for beams when not in use to secure cargo.

**WARNING:** Series E or A fittings are designed for use with Kinedyne Logistic Track. Load ratings may be reduced when used with other tracks or if the track fitting is not positively engaged. Your cargo control system is only as strong as its weakest link. Do not overload beams or create a top-heavy, unstable trailer.

### SERIES E OR A ALUMINUM BEAMS

**NEW DESIGN!**

Kinedyne FE8066 series aluminum decking/shoring beams are made from extruded high strength aluminum, designed to give maximum strength at the least possible weight. Head assemblies are all steel, zinc plated and come standard with Kinedyne's KwikLatch release and ergonomic finger tab. They are also equipped with our Key Hole slot for convenient beam storage.



*NOTE: FE8066 067-078 is available for use in Shipping Containers*



#### FE8066-1

Adjusts from: 85.6" to 95.0" for 96" Trailers

**Weight:** 19.5 lbs./8.9 kgs.

#### FE8066-3

Adjusts from: 92.9" to 102.3" for 96" and 102" Trailers

**Weight:** 18.8 lbs./8.5 kgs.

#### FE8066-3XL

Adjusts from: 97.2" to 106.6" for 102" High Cube Trailers

**Weight:** 21.0 lbs./9.5 kgs.

**Decking/Vertical Rating:** 2,200 lbs./1000 kgs. working load limit based on evenly distributed load.

**Shoring/Horizontal Rating:** 2,000 lbs./910 kgs. working load limit based on evenly distributed load.

### HEAVY-DUTY SERIES E OR A ALUMINUM BEAMS

**NEW DESIGN!**

Kinedyne FE8000 series heavy-duty aluminum decking/shoring beams are made from extruded high strength aluminum which has 25% more aluminum than the standard beam for added strength and durability. Head assemblies are all steel, zinc plated and come standard with Kinedyne's KwikLatch release and ergonomic finger tab. They are also equipped with our Key Hole slot for convenient beam storage.



#### FE8000-1

Adjusts from: 85.6" to 95.0" for 96" Trailers

**Weight:** 21.5 lbs./9.8 kgs.

#### FE8000-12

Adjusts from: 92.9" to 102.3" for 96" and 102" Trailers

**Weight:** 22.3 lbs./10.1 kgs.

#### FE8000-12XL

Adjusts from: 97.2" to 106.6" for 102" High Cube Trailers

**Weight:** 23.0 lbs./10.4 kgs.

**Decking/Vertical Rating:** 3,000 lbs./1360 kgs. working load limit based on evenly distributed load.

**Shoring/Horizontal Rating:** 2,500 lbs./1135 kgs. working load limit based on evenly distributed load.



## EXTRA HEAVY-DUTY ALUMINUM BEAMS

Kinedyne FE8050 series extra heavy-duty aluminum decking/shoring beams are designed for the most severe applications. The beams are extruded high-strength aluminum and have 70% more aluminum than the heavy-duty beam for added strength and durability.

NOTE: Special length beams are available.



**FE8050-6**

Adjusts from: 88.0" to 97.7" for 96" Trailers

Weight: 32.5 lbs./14.8 kgs.

**FE8050-5**

Adjusts from: 92.9" to 102.6" for 96" and 102" Trailers

Weight: 33.0 lbs./15.0 kgs.

Decking/Vertical Rating: 4,000 lbs./1814 kgs. working load limit based on evenly distributed load.

Shoring/Horizontal Rating: 3,000 lbs./1360 kgs. working load limit based on evenly distributed load.

## SERIES E STEEL BEAMS

Kinedyne 1866 series steel decking/shoring beams are made from high strength galvanized 2" x 3" rectangular welded steel tubing. Head assemblies are all steel, zinc plated and tapered for ease of operation. Trigger and spring are built for long-lasting positive lock control.



**1866** – For 96" and 102" Trailers

For inside trailer width of: 92" to 103"

Weight: 26.0 lbs./11.79 kgs.

Decking/Vertical Rating: 2,000 lbs./909 kgs. uniformly distributed working load limit.

Shoring/Horizontal Rating: 1,350 lbs./680 kgs. uniformly distributed working load limit.

## BEAM PARTS & ACCESSORIES



**80007**

Kwik Latch Beam Head assembly. Replacement for FE8000 and FE8066 series beams only.



**80023**

E-Key fitting



**FE7053-1**

Attaching Pin for Aluminum Beams.

**1866-2**

Attaching Pin for Series 1866 Steel beams.

Weight: 0.1 lbs./0.0 kgs.



**FF877HD**

Trigger Repair Kit Use on FE7955-8HD head only.



**1866-8** – Beam Head assembly. Replacement for 1866 beams only.

Weight: 3.3 lbs./1.5 kgs.

**FE7955-8HD**

Beam Head assembly. Replacement for FE8050 series beams only.

Weight: 4.7 lbs./2.1 kgs.

E-Key Fitting (Item# 80023) provides method to store beams on logistic track.



## GARMENT BARS & ACCESSORIES

### GARMENT BAR

This spring loaded garment bar is especially designed for carrying garments suspended in closed trailers. The 1819R bar is made of a heavy wall steel tube with a zinc plated finish.



Bar rotates to lock garments in place.



#### 1819R

Adjustable Garment Bar for 1" Hole F Track

**Vertical Rating:** 500 lbs./230 kgs. uniformly distributed working load limit.

**For inside trailer width of:** 95" to 102"

**Weight:** 26.0 lbs./11.8 kgs.

### STANDARD GARMENT BAR

This bar is specially designed for carrying garments on hangers suspended from rope loops in closed trailers. Its rounded top reduces wear of the suspension ropes. The beams are made of extruded high-strength aluminum with two 1845 standard beam sockets.



#### 1846-96

**Adjusts from:** 90.6" to 92.7" for 96" Trailers

**Weight:** 14.0 lbs./6.1 kgs.

#### 1846-102

**Adjusts from:** 98.1" to 100.2" for 102" Trailers

**Weight:** 14.7 lbs./6.7 kgs.

#### 1846-102XL

**Adjusts from:** 99.1" to 101.2" for 102" High Cube Trailers

**Weight:** 14.8 lbs./6.7 kgs.

**Vertical Rating:** 2,000 lbs./910 kgs. working load limit based on evenly distributed load.

### GARMENT ROPE

The garment rope is used with a Garment Bar to store hanging garments in the trailer.



#### 1856-4

**Length:** 90"

**Construction:** Closed loop on one end with 9 overhand knots.





## SHORING BARS



Kinedyne offers a complete line of shoring bars for use with 3/4" and 1" hole diameter Series F logistic track.

**WARNING:** Shoring bars should never be used in decking applications. Use of a shoring bar in a decking application can lead to a failure of your cargo control system. When Series F bars are used in the vertical position, the spring end of the bar must be up to avoid bouncing out of the track.

### SERIES F ROUND SHORING BARS WITH PUSH-BUTTON ADJUSTMENT

The 1816 series 1.66" diameter round shoring bars are made of galvanized steel tubing. The bars have a spring-loaded end that adjusts 5". Additional 4" increments of adjustment can be made with the easy to use push-button mechanism.



- |  |                                    |
|--|------------------------------------|
| <b>1816-1</b> – 3/4" Hole/Adjusts from: 79" to 93"   | <b>Weight:</b> 14.5 lbs./6.6 kgs.  |
| <b>1816-2</b> – 3/4" Hole/Adjusts from: 92" to 106"  | <b>Weight:</b> 16.5 lbs./7.5 kgs.  |
| <b>1816-3</b> – 3/4" Hole/Adjusts from: 100" to 114" | <b>Weight:</b> 18.4 lbs./8.4 kgs.  |
| <b>1816-1C</b> – 1" Hole/Adjusts from: 79" to 93"    | <b>Weight:</b> 15.7 lbs./7.13 kgs. |
| <b>1816-2C</b> – 1" Hole/Adjusts from: 92" to 106"   | <b>Weight:</b> 17.6 lbs./8.0 kgs.  |

Shoring/Horizontal or Vertical Rating: 500 lbs./230 kgs. uniformly distributed working load limit.

### SERIES F SQUARE SHORING BARS WITH PUSH-BUTTON ADJUSTMENT

The 1818 series 1.5" square shoring bars are made of heavy wall galvanized steel tubing. The bars have a spring-loaded end that adjusts 5". Additional 4" increments of adjustment can be made with the easy to use push-button mechanism.



- |  |                                   |
|--|-----------------------------------|
| <b>1818-1</b> – 3/4" Hole/Adjusts from: 81" to 95"   | <b>Weight:</b> 16.4 lbs./7.4 kgs. |
| <b>1818-2</b> – 3/4" Hole/Adjusts from: 94" to 108"  | <b>Weight:</b> 18.3 lbs./8.3 kgs. |
| <b>1818-3</b> – 3/4" Hole/Adjusts from: 102" to 116" | <b>Weight:</b> 20.0 lbs./9.1 kgs. |
| <b>1818-2C</b> – 1" Hole/Adjusts from: 94" to 108"   | <b>Weight:</b> 18.3 lbs./8.3 kgs. |

Shoring/Horizontal or Vertical Rating: 500 lbs./230 kgs. uniformly distributed working load limit.

### HEAVY-DUTY SERIES F SQUARE SHORING BARS

The FE7495 series 2" square shoring bars are made of heavy wall steel tubing with zinc plated finish. The bars have a spring-loaded end that adjusts 4". Additional 2" increments of adjustment can be made by removing the roll pin, realigning the pin holes and replacing the pin.



- |   |                                    |
|---|------------------------------------|
| <b>FE7495-1</b> – 3/4" Hole/Adjusts from: 79.5" to 95.5"  | <b>Weight:</b> 20.8 lbs./9.5 kgs.  |
| <b>FE7495-3</b> – 3/4" Hole/Adjusts from: 88.5" to 104.5" | <b>Weight:</b> 22.8 lbs./10.4 kgs. |
| <b>FE7495-1C</b> – 1" Hole/Adjusts from: 79.5" to 95.5"   | <b>Weight:</b> 21.5 lbs./9.8 kgs.  |
| <b>FE7495-3C</b> – 1" Hole/Adjusts from: 88.5" to 104.5"  | <b>Weight:</b> 23.2 lbs./10.5 kgs. |

Shoring/Horizontal or Vertical Rating: 1,000 lbs./455 kgs. uniformly distributed working load limit.



## SERIES F BARS FOR VERTICAL SHORING APPLICATIONS

Primarily For Use In Door and Sash Applications

The 1814 round and 1815 square shoring bars are made of galvanized steel tubing. The bars have a spring-loaded end that adjusts 8". Additional 2" increments of adjustment can be made with the easy to use push-button mechanism.



**1814** – 3/4" Hole/Adjusts from: 86.0" to 116.0"  
Round

**Weight:** 19.1 lbs./8.7 kgs.

**Shoring/Horizontal or Vertical Rating:** 500 lbs./230 kgs.  
Uniformly distributed working load limit.



**1815** – 3/4" Hole/Adjusts from: 86.0" to 116.0"  
Square


**Weight:** 25.5 lbs./11.6 kgs.

**Shoring/Horizontal or Vertical Rating:** 750 lbs./340 kgs.  
Uniformly distributed working load limit.

## JACK BARS

Kinedyne Jack Bars feature a patented quick-release handle assembly which allows the operator to quickly adjust the length of the bar.

Many other jack bars on the market use a release that does not allow for easy adjustment of the bar. The only way to change the length is to 'ratchet' the handle assembly by hand to adjust the length in short increments, a time consuming and tedious process at best.



NOTE: U.S. Patent Number 5,979,876

**WARNING:** Jack Bars should not be used with cargo on wheels. Cargo on wheels exerts more force when it shifts during movement and can cause friction type cargo bars to fail. Only use positive engagement shoring bars, beams, or straps to secure cargo on wheels. Overtensioning of ratchet mechanism may cause damage to trailer sidewalls. Cargo bars do not have load ratings due to varying conditions of trailer sidewalls.

## SQUARE ONE-PIECE JACK BARS – GALVANIZED

The JB101 jack bars are constructed of square steel tubing.



**JB101** – Adjusts from: 86.0" to 104.0"  
Standard Rack

**Weight:** 17.0 lbs./7.7 kgs.


**JB101XL** – Adjusts from: 86" to 114"  
Extra Long Rack

**Weight:** 17.2 lbs./7.8 kgs.



**SQUARE ONE-PIECE JACK BAR – GALVANIZED WITH WELDED HOOP SETS**

The JB109 square jack bars are constructed of heavy wall steel tubing.

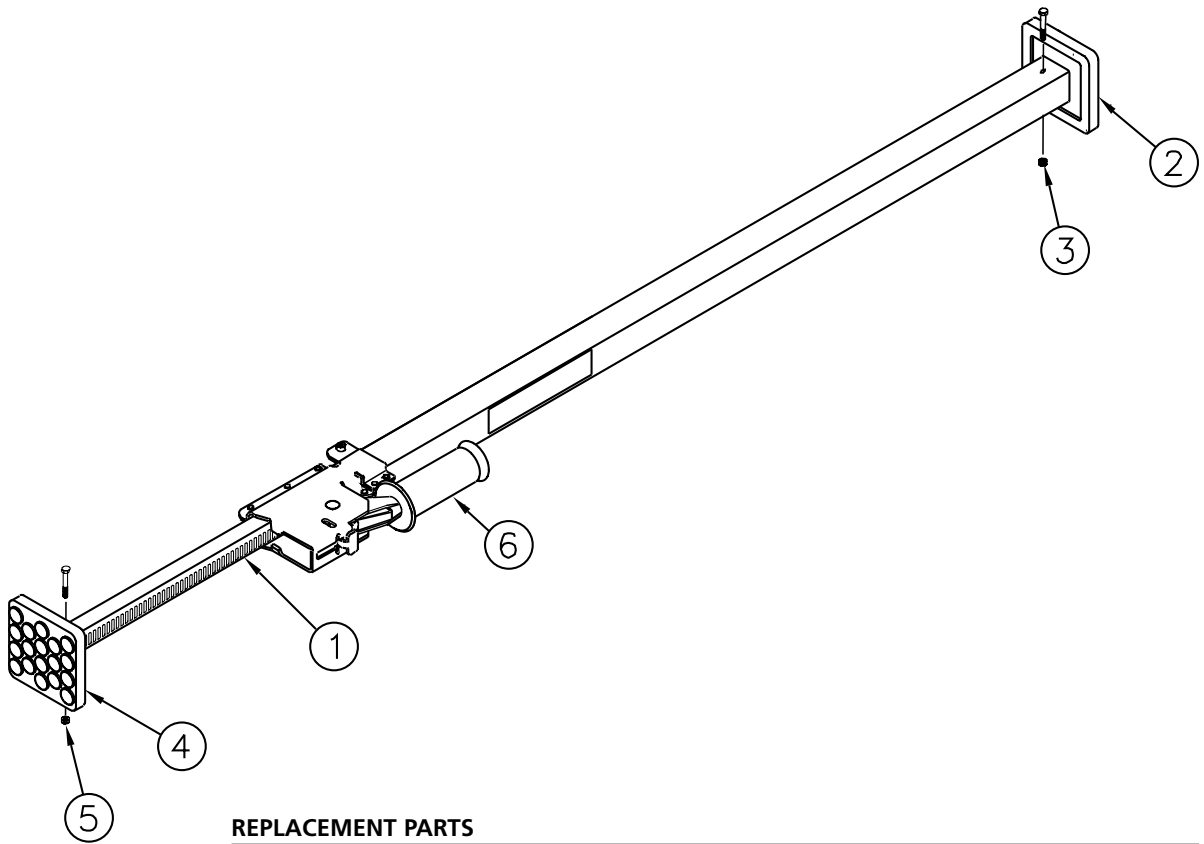


**JB109** – Adjusts from: 86.0" to 104.0"  
Standard Rack

**Weight:** 24.7 lbs./11.2 kgs.

**JB109XL** – Adjusts from: 86" to 114"  
Extra Long Rack

**Weight:** 25.4 lbs./11.5 kgs.



**REPLACEMENT PARTS**

Item No.	Part No.	Description
1	10159-27	Jack Assembly with 27" Rack, Bolt-on; Style 4"x4" Foot, with Bolt and Nut
1	10159-37	Jack Assembly with 37" Rack, Bolt-on; Style 4"x4" Foot, with Bolt and Nut
2	10121	4"x4" Bolt-on Foot for Large Tube End
3	10121-1	Bolt and Nut for Large Tube End
4	10123	4"x4" Bolt-on Foot for Jack Assembly End
5	10123-1	Bolt and Nut for Jack Assembly End
6	10157	Handle Grip
-	10146	Weld-on Foot Pad


PRODUITS POUR FOURGONS FERMÉS · PRODUCTOS PARA EQUIPOS CERRADOS



## SAF-T-LOK BARS

Kinedyne's Saf-T-Lok bars are designed for economy and ease of operation. These bars are offered in high strength tubing. Features include a steel rack, a heavy-duty steel handle and a painted cast aluminum housing. Molded pivoting rubber feet grip firmly to trailer walls, yet won't scuff and will remain pliable even at low temperatures. The handle and trigger release are easy to operate, even with gloved hands.

**WARNING:** Saf-T-Lok Bars should not be used with cargo on wheels. Cargo on wheels exerts more force when it shifts during movement and can cause friction type cargo bars to fail. Only use positive engagement shoring bars, beams or straps to secure cargo on wheels. Overtensioning of the rack mechanism may cause damage to trailer sidewalls. Cargo bars do not have load ratings due to varying conditions of trailer sidewalls.



**10085**  
Steel

Adjusts from: 90" to 105"  
Weight: 11.4 lbs./5.18 kgs.

**10085XL**  
Steel

Adjusts from: 97" to 113"  
Weight: 11.9 lbs./5.41 kgs.

**10088**  
Aluminum



Adjusts from: 90" to 105"  
Weight: 8.5 lbs./3.9 kgs.

Kinedyne's Cargo Hoop Set (part #10096, page 49) available for use with Saf-T-Lok bars to provide a greater area of holding surface.



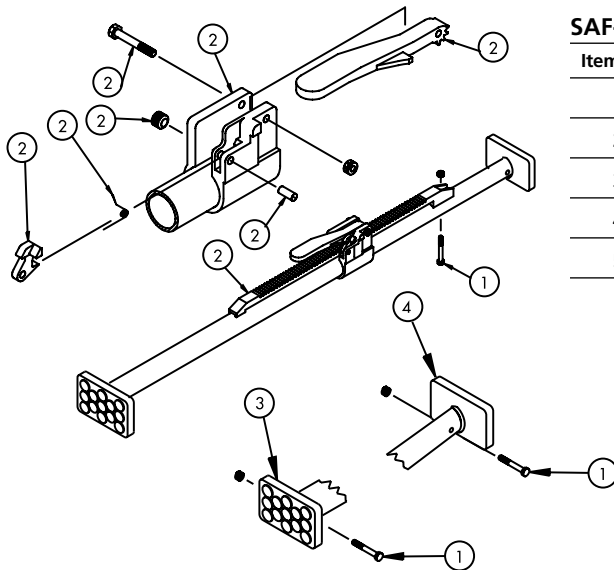
## SAF-T-LOK BARS – GALVANIZED STEEL TUBE WITH WELDED HOOP SETS

Constructed of heavy wall galvanized steel tubing for increased strength and durability, Saf-T-Lok bars with welded hoop sets are ideal for shoring applications that require a larger holding surface area.



**10081**  
Adjusts from: 90" to 105"  
Weight: 23.8 lbs./10.8 kgs.

## REPLACEMENT PARTS



### SAF-T-LOK BAR REPLACEMENT PARTS

Item No.	Part No.	Description
1	10122	Nut and Bolt for Feet
2	10125-31	Handle, Rack and Housing, with Nut and Bolt
3	10052	Bolt-on Foot for Large Tube
4	10053	Bolt-on Foot for Small Tube/Rack
5	10134	Small Tube with 2 Holes





# INTERIOR VAN ACCESSORIES

## CARGO HOOP SETS

Kinedyne cargo hoops bolt easily and quickly to appropriate bars or beams to provide a greater area of holding surface. All hoop sets come with 2 hoops and necessary attaching hardware. Replacement hardware available for all cargo hoop sets.



**1840**  
For use with FE8066/FE8000 series aluminum beams.  
Size: 29.5" x 34.0"  
Weight: 12.5 lbs./5.7 kgs.



**10096**  
For use with Saf-T-Lok cargo bars.  
Size: 24.0" x 29.0"  
Weight: 13.3 lbs./6.1 kgs.


## BARTENDER CARGO BAR HOLDER



The BarTender is designed to provide storage for various styles of load bars on the exterior of the tractor cab. The BarTender can be locked with a padlock to deter theft. The foot tray can accommodate both 2" x 4" and 4" x 4" foot styles.

The BarTender now comes black powder coated with a neoprene cushion to reduce vibration.

Look for the BarTender at your local authorized Kinedyne Distributor.



10062

## 5TH WHEEL PIN PULLER



**80111**  
Length: 34"

The new multi-purpose 5th Wheel Pin Puller from Kinedyne, at 34" long, is the perfect tool to help the driver release the king pin without climbing under the trailer. It can also be used to easily grab the door pull or latch on that out of reach roll-up door. This heavy duty Kinedyne-tough pin puller makes work easier and safer for operators.

PRODUITS POUR FOURGONS FERMÉS • PRODUCTOS PARA EQUIPOS CERRADOS



## ROPE TIE-OFFS

Rope Tie-Offs are made with 2" wide 4900G Webbing and include 1027 D-Ring hardware. Rope tie-offs are tagged to comply with North American Cargo Securement Standards.



**660001** – Series E or A  
**660001-2PK** – Two Pack

Working Load Limit: 1,000 lbs/455 kgs.  
FE8306-1 Fitting, Length: 6"



**660002** – Series E or A

Working Load Limit: 1,000 lbs/455 kgs.  
43020-1 Fitting, Length: 6"



**660003** – Series F 3/4"

Working Load Limit: 500 lbs/230 kgs.  
1831 Fitting, Length: 6"



**660015** – Series F 1" with notch

Working Load Limit: 670 lbs/305 kgs.  
C1823 Fitting, Length: 6"



**660018** – Series F 1"

Working Load Limit: 670 lbs/305 kgs.  
C1831 Fitting, Length: 6"

## DOOR PULLS

Designed for pulling overhead doors, side doors and wheel carts, Kinedyne door pulls feature a galvanized steel clip for rust protection and pre-punched holes for easy installation.



**1512** – 12" Length  
**1518** – 18" Length  
**1524** – 24" Length

Steel Mount Plate



**FE8001-2** – 15" Length

Steel Mount Plate  
Surface Mount

## SERIES E OR A WOOD BEAM SOCKETS

Kinedyne offers both standard and heavy duty beam sockets designed for use with standard commercial grade 2" x 4" or 2" x 6" lumber.



**1845**  
Standard

Features include zinc plating and a positive locking mechanism.



**43009-2**  
Heavy Duty

Features include zinc plating, a positive locking mechanism and reinforcement for added strength.



**WARNING:** Load capacity when using Wood Beam Sockets is based on the strength of the wood beams. Due to variations in lumber strength, load ratings are not provided.



## CART LOCKS

Kinedyne FE8090-2-1 series roll-in cart lock is a positive securement system for roller cart applications. The unique design allows for easy installation and removal from Kinedyne series E or A track. The cart lock fits into the track and swings into place to firmly hold the cart against the sidewall with a vise type clamp action. The system provides an open aisle for quick easy access and stores vertically with minimum protrusion. It features a vinyl coating to prevent the marring of carts and a heavy gauge steel construction to assure durability and reliable performance in trucks refrigerated to -20°F.

### FE8090-2-1

Full Head

Coated Double Hook  
**Adjusts from:** 24" to 33"  
**Working Load Limit:** 800 lbs./365 kgs.  
 (while perpendicular to face of track)  
**Weight:** 3.9 lbs./1.7 kgs.



### FE8090-4-1

Half Head

Coated Single Hook  
**Adjusts from:** 24.0" to 33.0"  
**Working Load Limit:** 800 lbs./365 kgs.  
 (while perpendicular to face of track)  
**Weight:** 3.5 lbs./1.6 kgs.



## FITTING BODY ASSEMBLY

### FE8090-54

End Fitting

## REPLACEMENT KIT FOR CART LOCKS

### FE8090-65

Nut Cap and Screw

## STAKE POCKET ANCHORS

These stake pockets are designed for installation in trailer flooring to accept roll-in cart lock pins. They are to be installed using 1/4" diameter fasteners and may be surface or flush mounted.

### 10427-32

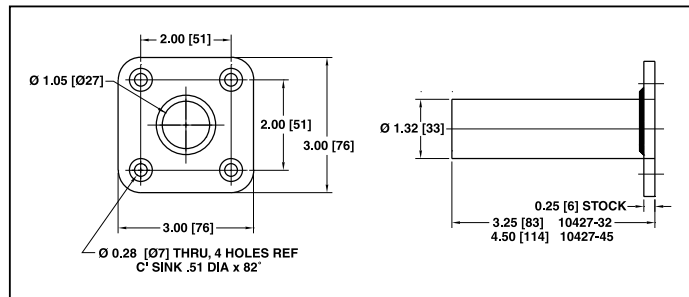
Size: 3 1/4"

Weight: 1.1 lbs./0.5 kgs.

### 10427-45

Size: 4 1/2"

Weight: 1.3 lbs./0.6 kgs.



## STRAP STORAGE BAG

Kinedyne's Strap Storage Bag provides a convenient location to store your logistic straps when not in use. Manufactured from durable vinyl material the strap bag attaches to your trailer's E/A track with spring loaded E/A fittings.



80017

Size: 14" high x 24" wide



# KAPTIVE BEAM®

Kaptive Beam Systems from Kinedyne utilize an aluminum beam extrusion with a special head assembly that moves within a vertical aluminum track section. When not in use, the Kaptive Beam can be raised to ceiling level for storage. The design of the track allows for easy installation in most trailer configurations and its low profile reduces snagging by forklifts.



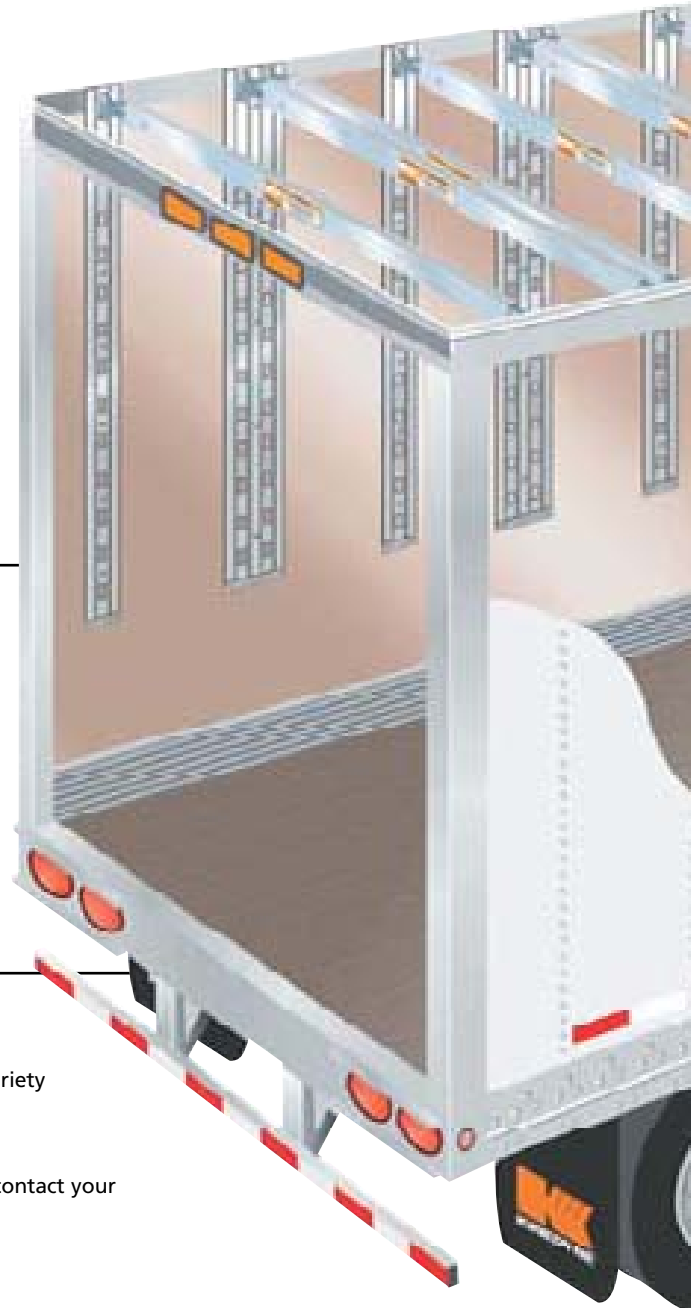
**WARNING:** Kinedyne Kaptive Beams and Kinedyne Kaptive Beam Track are components of a designed system. The use of components other than genuine Kinedyne Kaptive Beam products could result in system failures and void the warranty. Do not overload beams or create a top-heavy, unstable trailer.



Convenient Storage



Decking Application



## SYSTEM BENEFITS

- Optimizes efficiency and use of trailer cube
- Designed for quick and easy adjustment
- Helps improve profitability by reducing claims related to damaged freight
- Suitable for both decking and shoring applications
- Convenient storage at ceiling level provides optimum flexibility, while deterring loss and/or theft
- System can pay for itself within 3,500 miles
- Facilitates quick loading & unloading

Kaptive Beam Systems can pay for themselves in as little as three hauls.

System versatility allows customers to optimize the usable trailer cube for a variety of different applications.

Calculate your specific Kaptive Beam System payback at [www.kinedyne.com](http://www.kinedyne.com).

For additional detailed payback, layout options, and installation information contact your Kinedyne Representative.





# SYSTEMS



## BEAM AND LOCKING HEAD DESIGN

Kinedyne's Kaptive Beams are made from extruded high strength aluminum, designed to give maximum strength at the least possible weight. Head assemblies are made from zinc plated steel, or zinc plated steel and anodized high strength aluminum, depending on the specific product series. A heavy-duty, spring-loaded trigger mechanism automatically locks the beam into the track slots.




**WARNING:** Do not exceed stated Working Load Limits for Kaptive Beam components. Dynamic loads must be considered to avoid possible overload of system. Actual pallet load supported by the beams must not exceed 50% of the stated Working Load Limit to allow for dynamic loads during transit.



## K2 KAPTIVE BEAM SYSTEM

# K2: The Next Generation Kaptive Beam System

### K2 KAPTIVE BEAMS



**9075-96**

Adjusts from: 90.0" to 100.0" for 96" trailers  
Weight: 19.0 lbs./8.6 kgs.

Decking/Vertical Rating: 2,200 lbs./1000 kgs. working load limit based on evenly distributed load.  
Shoring/Horizontal Rating: 1,500 lbs./681 kgs. working load limit based on evenly distributed load.

**9075-102**

Adjust from: 97.0" to 107.0" for 102" trailers  
Weight: 20.6 lbs./9.3 kgs.

### REPLACEMENT PARTS FOR K2 KAPTIVE BEAM SYSTEMS



**9085-20**  
Beam Head Assembly Complete  
Weight: 4.5 lbs./2.0 kgs.



**80022-001**  
Locking Head  
Weight: 0.5 lbs./0.2 kgs.




**16111-114**  
Head Insert  
Weight: 4.0 lbs./1.8 kgs.



**FE7053-1**  
Attaching Pin  
Weight: 0.2 lbs./0.09 kgs.

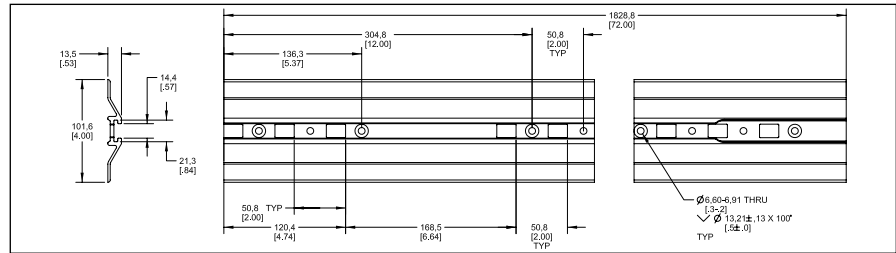
### SINGLE FLANGED K2 TRACK

**2071-072** – Sheet & Post mount  
**2071-072SM** – Surface Mount



**Material:** High-Strength Aluminum Alloy  
**Minimum Yield:** 37,000 psi

**Weight:** 3.8 lbs./1.7 kgs.  
**Length:** 6.0 ft./1.828 m.



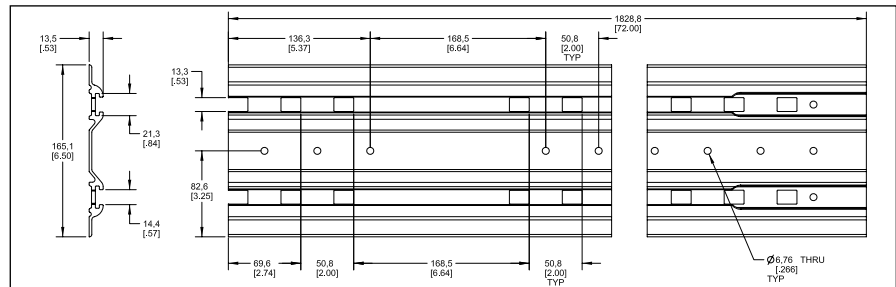
### DOUBLE FLANGED K2 TRACK

**2072-072** – Sheet & Post mount  
**2072-072SM** – Surface Mount



**Material:** High-Strength Aluminum Alloy  
**Minimum Yield:** 37,000 psi

**Weight:** 7.7 lbs./3.5 kgs.  
**Length:** 6.0 ft./1.828 m.



**Kinedyne now offers a two year warranty on all K2 Kaptive Beam Systems and Components.**  
 SEE PAGE 100 FOR WARRANTY TERMS AND CONDITIONS.

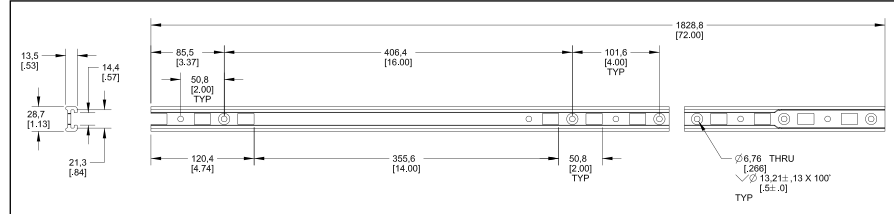
**SINGLE K2 TRACK – NO FLANGE**

2073-072



**Material:** High-Strength Aluminum Alloy  
**Minimum Yield:** 35,000 psi

**Weight:** 2.0 lbs./0.9 kgs.  
**Length:** 6.0 ft./1.828 m.



**BEVELED END CAPS FOR SURFACE-MOUNTED K2 TRACK**

Beveled end caps captivate the beams and protect the track during loading and unloading.




**2071CAP**  
 Single Flanged End Cap  
**Dimensions:** 4" x 2.6"  
**Weight:** 0.15 lbs./0.07 kgs.



**2072CAP**  
 Double Flanged End Cap  
**Dimensions:** 6.5" x 2.6"  
**Weight:** 0.3 lbs./0.1 kgs.

**L1 KAPTIVE BEAM SYSTEM**

**L1 KAPTIVE BEAMS**



9065-96

**Adjusts from:** 90.0" to 100.0" for 96" trailers  
**Weight:** 18.0 lbs./8.2 kgs.

**Decking/Vertical Rating:** 2,200 lbs./1000 kgs. working load limit based on evenly distributed load.  
**Shoring/Horizontal Rating:** 1,500 lbs./680 kgs. working load limit based on evenly distributed load.

9065-102

**Adjusts from:** 97.0" to 107.0" for 102" trailers  
**Weight:** 19.7 lbs./8.9 kgs.

**REPLACEMENT PARTS FOR L1 KAPTIVE BEAM SYSTEMS**



**9065-1** – Beam Head Assembly Complete  
**Weight:** 4.0 lbs./1.8 kgs.



**9065-4** – Locking Head  
**Weight:** 0.3 lbs./0.1 kgs.



**16111-114**  
 Head Insert  
**Weight:** 4.0 lbs./1.8 kgs.



**FE7053-1**  
 Attaching Pin  
**Weight:** 0.2 lbs./0.09 kgs.



## ORIGINAL KAPTIVE BEAM SYSTEM

### K1: The Original Kaptive Beam System

#### K1 KAPTIVE BEAMS

Standard beams shipped with the Locking Head sent in a box separate from the beam. Item numbers with "C" suffix shipped complete with the head attached before shipment. Item numbers with "NLH" suffix shipped with Beam and Head Insert only, no Locking Head.



**9100-96**  
**9100-96C** – For 96" Trailers

Adjusts from: 90" to 100"  
Weight: 23.1 lbs./10.5 kgs.

**9100-102**  
**9100-102C** – For 102" Trailers  
**9100-102NLH** – For 102" Trailers, No Locking Head

Adjusts from: 97" to 107"  
Weight: 24.1 lbs./11.0 kgs.

Decking/Vertical Rating: 2,200 lbs./1000 kgs. uniformly distributed working load limit.  
Shoring/Horizontal Rating: 1,500 lbs./680 kgs. uniformly distributed working load limit.

#### REPLACEMENT PARTS FOR K1 KAPTIVE BEAM SYSTEMS



**8694-31**  
Beam Head Assembly Complete  
Weight: 4.80 lbs./2.17 kgs.



**8694-30**  
Locking Head  
Weight: 1.60 lbs./0.72 kgs.



**80094-114**  
Head Insert  
Weight: 4.80 lbs./0.72 kgs.



**FE7053-1**  
Attaching Pin  
Weight: 0.2 lbs./0.09 kgs.

#### **80094-012**

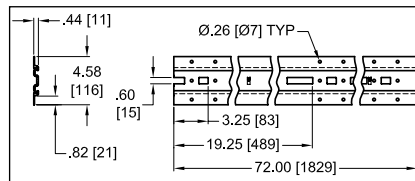
K1 Series Head Installation Hardware Kit – Screw, nut & bushing to attach Locking Head (8694-30) to Tube Insert (80094-114)  
Weight: 0.25 lbs./0.01 kgs.

#### **80094-010**

Conversion Kit – For installation of original K1 Locking Head (8694-4) on new tube style Head Insert (80094-114) in retrofit applications  
Weight: 0.35 lbs./0.16 kgs.

#### SINGLE ROW FLANGED K1 TRACK

Alternating "A" track slots and Kaptive Beam locking slots create a very versatile installation. The Kaptive Beam will lock into either shaped slot, while logistic straps and standard "E" beams may be used for additional load restraint. This track is produced with our in-line lubricating system that applies a lubricant to the track recesses as it is being punched.

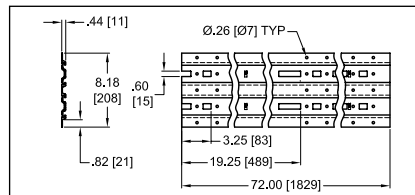


#### **2051-072**

Material: High strength aluminum alloy  
Minimum Yield: 35,000 psi.  
Weight: 4.8 lbs./2.2 kgs.  
Length: 6 ft./1.828 m

#### DOUBLE ROW FLANGED K1 TRACK

Alternating "A" track slots and Kaptive Beam locking slots create a very versatile installation. The Kaptive Beam will lock into either shaped slot, while logistic straps and standard "E" beams may be used for additional load restraint. This track is produced with our in-line lubricating system that applies a lubricant to the track recesses as it is being punched.



#### **2052-072**

Material: High strength aluminum alloy  
Minimum Yield: 35,000 psi.  
Weight: 9.3 lbs./4.2 kgs.  
Length: 6 ft./1.828 m



## TRACK END CAPS FOR K1 TRACK

The specially designed track end caps provide a closure point for the end of the track to captivate the beam. They also provide a finished appearance for the bottom end of the Kaptive Beam track.



**2043** – Single Row End Cap  
Weight: .24 lbs./11 kgs.



**2044** – Double Row End Cap  
Weight: .54 lbs./24 kgs.

# Kaptive Beam System Accessories

## RELEASE POLE WITH MOUNTING CLIPS

The new head design allows for rapid release of the beam pawl, and has a notched profile for a secure hold when stowing beams in an elevated position. It has a safe, non-slip vinyl grip and comes with mounting hardware for easy storage.




**10022**  
Weight: 1.8 lbs./0.8 kgs.

*NOTE: This pole can be used with all Kaptive Beam systems.*

## LOGISTIC STRAPS FOR K2 KAPTIVE BEAM SYSTEMS

Logistics straps are designed for use with K2 Kaptive Beam Systems and feature the 80040 Butterfly fitting which engages with standard K2 Kaptive Beam logistic track.




**641692**  
2" Logistic Strap x 16' with 811 Ratchet Buckle and 80040 Butterfly Fittings  
Working Load Limit: 1,000 lbs./ 454 kgs.

**651692**  
2" Logistic Strap x 16' with 910 Cam Buckle and 80040 Butterfly Fittings  
Working Load Limit: 835 lbs./ 380 kgs.


*NOTE: See page 72 for specifications on 80040 K2 Track Butterfly Fitting.*

### Operating Instructions For K2 Logistic Straps

**Step 1.**  
Hold the fitting so the two front edges touch and spread the back edges apart in a 'butterfly' position.



**Step 2.**  
Insert the front of the fittings into the track. Engage the left side first and then maneuver the right side into the opposite edge of the track.



**Step 3.**  
Close the 'butterfly' so the front and back edges of the fitting are touching face to face.



**Step 4.**  
Tension the strap to ensure both sides of the fitting are engaged with the strap.



## INSTRUCTION LABELS

Self-adhesive labels detail operating instructions for Kaptive Beam systems can be permanently affixed to trailer wall.

**KB699**  
Label for K1 Original Kaptive Beam systems.

**L1KB699**  
Label for L1 Kaptive Beam systems.

**K2KB699**  
Label for K2 Kaptive Beam systems.





## BULK WEBBING



Kinedyne has been producing webbing in our Alabama plant for over twenty years, making us one of the only true manufacturers of webbing products in North America. This textile production capability allows us to provide quality strap assemblies and bulk webbing at a competitive price. Our web plant operations encompass all aspects of web manufacturing including Beaming, Weaving, Finishing, Stenciling Roll Up & Packing of web products. Our in-house capabilities also give us the flexibility to produce custom stenciled strap assemblies within a very short lead time.

Kinedyne offers a broad range of webbing specifically designed for tie-down applications. These webbings vary according to strength rating, material, thickness and width as shown in the chart below.

## STANDARD WEBBING

Part Number	Inches	Mm.	Material	Break Strength (Lbs.)	Break Strength (Kgs.)	Working Load Limit (Lbs.)	Working Load Limit (Kgs.)	Color
1010P	1	25	Polyester	2,500	1,135	835	380	Black
1000E	1	25	Polyester	3,500	1,590	1,165	530	Dark Blue
FE174G	1	25	Polyester	6,000	2,725	2,000	910	Gray
1802E	1.75	45	Polyester	6,500	2,950	2,170	985	Dark Blue
1802G	1.75	45	Polyester	6,500	2,950	2,170	985	Gray
1802F	1.75	45	Polyester	6,500	2,950	2,170	985	Gold
FE165F	1.75	45	Polyester	12,000	5,445	4,000	1,815	Gold
30202F	1.75	45	Polyester	15,000	6,805	5,000	2,270	Gold
30202P	1.75	45	Polyester	15,000	6,805	5,000	2,270	Black
4900E	2	50	Polyester	6,000	2,725	2,000	910	Dark Blue
4900F	2	50	Polyester	6,000	2,725	2,000	910	Gold
4900G	2	50	Polyester	6,000	2,725	2,000	910	Gray
2010SBP	2	50	Polyester	6,000	2,725	2,000	910	Black
2010B	2	50	Polyester	7,500	3,405	2,500	1,135	Light Blue
2080F	2	50	Polyester	10,000	4,535	3,335	1,515	Gold
2054G*	2	50	Polyester	12,000	5,445	4,000	1,815	Gray
2084F	2	50	Polyester	12,000	5,445	4,000	1,815	Gold
3054G*	3	75	Polyester	18,000	8,165	6,000	2,725	Gray
3084F	3	75	Polyester	18,000	8,165	6,000	2,725	Gold
4050G*	4	100	Polyester	20,000	9,075	6,600	2,995	Gray
4080E	4	100	Polyester	20,000	9,075	6,600	2,995	Dark Blue
4080F	4	100	Polyester	20,000	9,075	6,600	2,995	Gold
4080Y	4	100	Polyester	20,000	9,075	6,600	2,995	Red
4084F	4	100	Polyester	24,000	10,885	8,000	3,630	Gold

All webbing sold as multiples of 300' rolls. No more than 3 splices on a 300' roll.

\*Rhino webbing not sold in bulk. Chart data is for reference only.

### Color Codes

- A – Olive Drab
- B – Light Blue
- E – Dark Blue
- F – Gold
- G – Gray
- P – Black
- Y – Red

*NOTE: The letter after each webbing profile part number in chart above corresponds to color code. Please specify full part number and color code letter when ordering.*



Kinedyne gold-colored web bearing the black edge is now available from all Kinedyne locations. This proprietary color will help differentiate Kinedyne straps from the many 'yellow' straps on the market. Our new stencil design is a backup to the WLL ratings currently printed on the strap Warning & Ratings tag. Strap products fabricated from Kinedyne's webbing are 'beyond compliant' and will stand up to the most demanding tie-down applications.



## SPECIALTY WEBBING

Part Number	Inches	Mm.	Material	Break Strength (Lbs.)	Break Strength (Kgs.)	Working Load Limit (Lbs.)	Working Load Limit (Kgs.)	Color
FE129A	1	25	Nylon	2,500	1,135	835	380	Olive Drab
FE129E	1	25	Nylon	2,500	1,135	835	380	Dark Blue
FE129G	1	25	Nylon	2,500	1,135	835	380	Gray
30100G	1	25	Nylon	4,500	2,050	1,500	680	Gray
FE103P	1.75	45	Nylon	6,000	2,725	2,000	910	Black
30118A	1.75	45	Nylon	9,500	4,320	3,100	1,410	Olive Drab
30118E	1.75	45	Nylon	9,500	4,320	3,100	1,410	Dark Blue
30118G	1.75	45	Nylon	9,500	4,320	3,100	1,410	Gray
30118L	1.75	45	Nylon	9,500	4,320	3,100	1,410	Yellow
30105A	1.75	45	Nylon	15,000	6,805	5,000	2,270	Olive Drab
30105G	1.75	45	Nylon	15,000	6,805	5,000	2,270	Gray
30122A	2	50	Nylon	4,500	2,050	1,500	680	Olive Drab

All webbing sold as multiples of 300' rolls. No more than 3 splices on a 300' roll.

## MILITARY WEBBING

Part Number	MIL Spec	Type	Class	MIL-W-27265 Finish
FE129A	MIL-W-4088	Type XVII	Class 1	None
FE129E	MIL-W-4088	Type XVII	Class 1	None
FE129G	MIL-W-4088	Type XVII	Class 1	None
30100G	MIL-W-4088	Type XXV	Class 1A	None
FE103P	MIL-W-4088	Type VII	Class 2	None
30118A	MIL-W-4088	Type X	Class 2	Resin
30118E	MIL-W-4088	Type X	Class 2	Resin
30118G	MIL-W-4088	Type X	Class 2	Resin
30118L	MIL-W-4088	Type X	Class 2	Resin
30105A	MIL-W-4088	Type XXVI	Class 1	Resin
30105G	MIL-W-4088	Type XXVI	Class 1	Resin
30122A	MIL-W-4088	Type VIII b	Class 1	Resin



### ! COMPONENTS SELECTION & SAFETY INFORMATION

#### LOAD CAPACITY/RATINGS

Working load capacity information provided in this catalog is intended to help you make decisions when selecting your cargo control system. Equipment overload can result in cargo control system failure. Overloading your cargo control system can result in cargo damage and injury or death to you, a bystander, or another driver. When considering the working load limit, remember:

- **All ratings are for products in new condition.** Age, wear or damage to any tie-down system can greatly reduce its strength. To ensure your system is working at capacity, always inspect all products prior to each use.
- **Load directions other than straight can result in a significant reduction in working load limit.** Unless otherwise specified, all ratings are based on a straight tensile pull.
- **Your cargo control system is only as strong as its weakest link.** The ratings shown in this catalog are contingent upon using Kinedyne track, beams, webbing, and hardware as a system. Cargo control products must be attached to securing points of equal or greater strength to maintain the established working load limit.

#### DETERMINING YOUR LOAD CAPACITY

When designing a cargo control system using component pieces always select components that meet your needed load rating. **Your cargo control system is only as strong as its weakest link.** For example, if you have a webbing with a working load limit of 4,000 lbs., a ratchet buckle with a working load limit of 3,670 lbs., and end fittings with a working load limit of 1,670 lbs., and you sew these components together using a sew pattern with a 2,000 lbs. working load limit, then the load limit of the system is only **1,670 lbs.** When sewing webbing into your system, always consider the strength of the sew pattern you use. When choosing your sew pattern make sure you select a pattern that will support your needed load limit. **The only way to determine the strength of a sew pattern is to properly test it.** Refer to current WSTDA (Web Sling & Tie Down Association) recommended practices for proper test methods. Preassembled Kinedyne cargo control systems are always sewn to support the stated working load limit. **Never use Kinedyne components for lifting applications.**



## RATCHET BUCKLES

Kinedyne offers a complete line of ratchet buckles to handle all types of tie-down applications. All buckles are designed for strength, durability and ease of operation. Ratchet buckles are available for webbing widths 1" to 4" with various handle configurations to satisfy user preferences.

Kinedyne ratchet buckles are made from heat treated carbon steel with a zinc plated finish for corrosion protection.

### Operating Instructions:

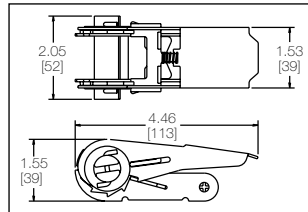
**To tension:** Pull webbing through reel bars to eliminate slack. Operate handle back and forth until webbing is properly tensioned. Reel bars must have at least two wraps of webbing to ensure no slippage. Wrench drive models require the use of a socket or wrench.

**To release:** Pull handle pawl back and rotate handle over center to full open position.

### 1" STANDARD HANDLE



**810**



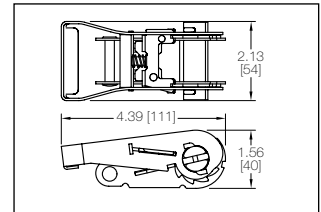
Working Load Limit: 500 lbs./230 kgs.  
Weight: 0.51 lbs./0.23 kgs.

Code: 23

### 1" WIDE HANDLE



**809**



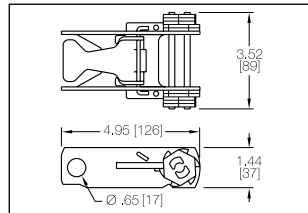
Working Load Limit: 500 lbs./230 kgs.  
Weight: 0.54 lbs./0.24 kgs.

Code: 25

### 1-3/4" WRENCH DRIVE LIFT-TO-RELEASE



**FE7630-7**



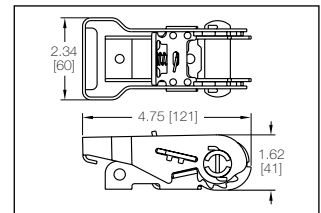
Working Load Limit: 1,235 lbs./560 kgs.  
Weight: 1.3 lbs./0.6 kgs.

Code: 90

### 1" WIDE HANDLE



**800**



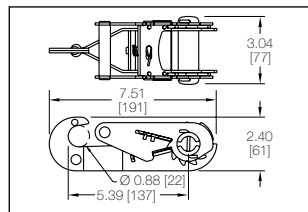
Working Load Limit: 1,100 lbs./500 kgs.  
Weight: 0.74 lbs./0.34 kgs.

Code: 27

### 1-3/4" HOOK END



**31000**



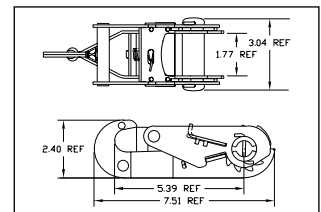
Working Load Limit: 2,000 lbs./910 kgs.  
Weight: 1.62 lbs./0.73 kgs.

Code: 39

### 1-3/4" HOOK END WITH KEEPER



**31003**



Working Load Limit: 2,000 lbs./909 kgs.  
Weight: 1.8 lbs./0.8 kgs.

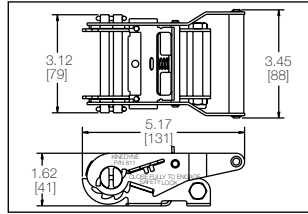
Code: 34



**2" STANDARD HANDLE**



**811**



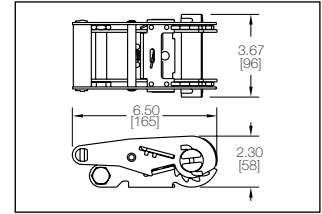
Working Load Limit: 1,670 lbs./751 kgs.  
Weight: 1.15 lbs./0.52 kgs.

Code: 37

**2" STANDARD HANDLE**



**802**



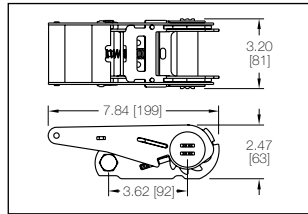
Working Load Limit: 3,670 lbs./1665 kgs.  
Weight: 2.25 lbs./1.02 kgs.

Code: 29

**2" LONG HANDLE**



**FE7700-1**



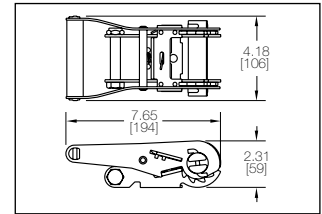
Working Load Limit: 3,750 lbs./1705 kgs.  
Weight: 2.57 lbs./1.17 kgs.

Code: 91

**2" WIDE HANDLE**



**804**



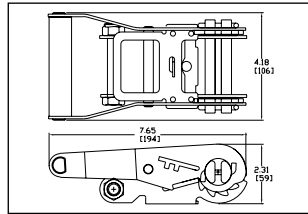
Working Load Limit: 3,670 lbs./1665 kgs.  
Weight: 2.41 lbs./1.09 kgs.

Code: 30

**2" STANDARD HANDLE WITH WIDE RELEASE**



**815**

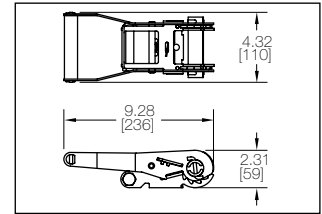


Working Load Limit: 3,670 lbs./1665 kgs.  
Weight: 2.41 lbs./1.09 kgs.

**2" LONG WIDE HANDLE**



**803**



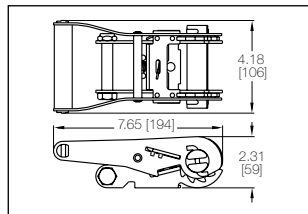
Working Load Limit: 3,670 lbs./1665 kgs.  
Weight: 2.44 lbs./1.11 kgs.

Code: 35

**2" STAINLESS STEEL WITH WIDE HANDLE**



**804SS**



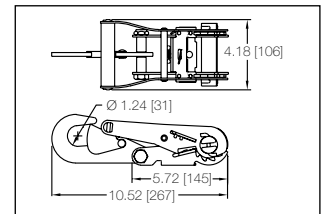
Working Load Limit: 2,935 lbs./1335 kgs.  
Weight: 2.91 lbs./1.32 kgs.

Code: 31

**2" WIDE HANDLE WITH HOOK**



**804HK**



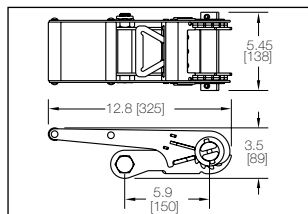
Working Load Limit: 3,670 lbs./1665 kgs.  
Weight: 3.21 lbs./1.46 kgs.

Code: 86

**3" LONG HANDLE**



**806**



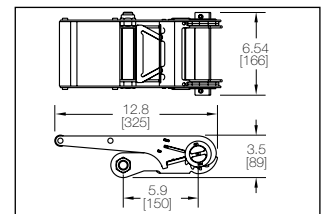
Working Load Limit: 5,670 lbs./2575 kgs.  
Weight: 7.09 lbs./3.26 kgs.

Code: 33

**4" LONG HANDLE**



**808**



Working Load Limit: 8,000 lbs./3630 kgs.  
Weight: 8.17 lbs./3.71 kgs.

Code: 24



## CAM BUCKLES

Kinedyne cam buckles are designed to provide a fast and efficient tie-down method. These buckles are exceptionally durable and easy to operate. Strength ratings are contingent upon the use of recommended webbing.

Kinedyne cam buckles are made from diecast zinc alloys and carbon steel with a zinc plated finish.

*NOTE: Cam pin joint should be periodically lubricated with a spray lubricant to keep lever operating properly.*

### Operating Instructions:

**To tension:** Pull handhold until desired tension is achieved.

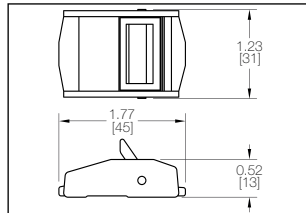
**To release:** Press cam.

### 1" CAM BUCKLE



607

Working Load Limit: 200 lbs./95 kgs.  
Weight: 0.08 lbs./0.04 kgs.



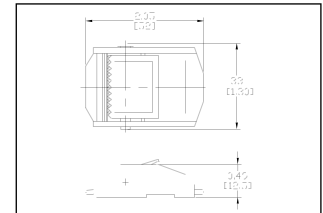
Code: 60

### 1" CAM BUCKLE



608

Working Load Limit: 235 lbs./110 kgs.  
Weight: 0.13 lbs./0.06 kgs.



Code: 26

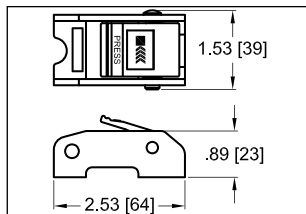
Webbing: FE129 or 1010 &amp; 1000

### 1" CAM BUCKLE ONE-PIECE FRAME



605

Working Load Limit: 400 lbs./185 kgs.  
Weight: 0.27 lbs./0.12 kgs.



Code: 21

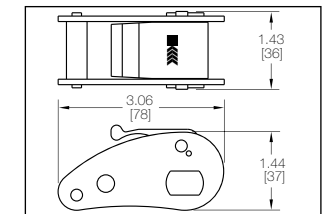
Webbing: 1000

### 1" CAM BUCKLE



FE8055-1

Working Load Limit: 835 lbs./380 kgs.  
Weight: 0.44 lbs./0.20 kgs.



Code: 97

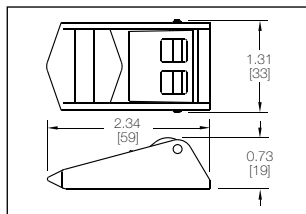
Webbing: 30100 or FE174

### 1" CAM BUCKLE



31210 - NAS1382-7

Working Load Limit: 170 lbs./80 kgs.  
Weight: 0.13 lbs./0.06 kgs.



Code: 18

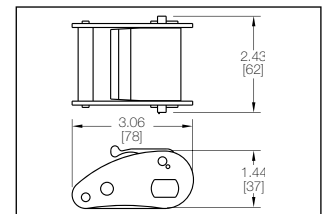
Webbing: FE129

### 2" CAM BUCKLE



43010

Working Load Limit: 835 lbs./380 kgs.  
Weight: 0.69 lbs./0.31 kgs.



Code: 19

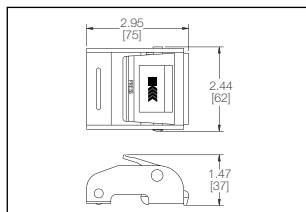
Webbing: 4900

### 2" CAM BUCKLE ONE-PIECE FRAME



910


Working Load Limit: 835 lbs./380 kgs.  
Weight: 0.58 lbs./0.26 kgs.



Code: 81

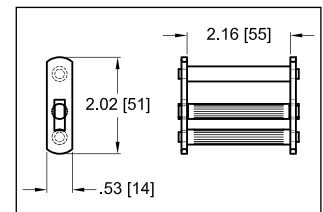
Webbing: 4900

### 2" SLIDE BAR BUCKLE



914

Working Load Limit: 167 lbs./76 kgs.  
Weight: 0.20 lbs./0.09 kgs.



Code: 97

Webbing: 2010SBP



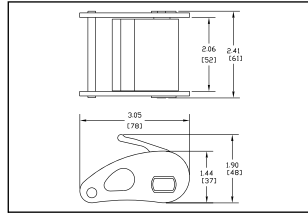


## 2" CAM BUCKLE



**31100** – NAS1211F20

**Working Load Limit:** 835 lbs./379 kgs.  
**Weight:** 0.33 lbs./0.15 kgs.



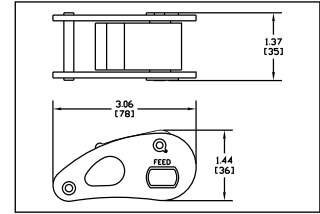
**Code:** 12

## 1" CAM BUCKLE



**31104** – NAS1211F10

**Working Load Limit:** 600 lbs./272 kgs.  
**Weight:** 0.19 lbs./0.09 kgs.



**Code:** 13

## OVERCENTER BUCKLES

Kinedyne overcenter buckles enable the user to put additional tension on the strap through an effective overcenter toggle action with minimum wear to the webbing. All overcenter buckles, except the 905 and 960 feature a positive lock mechanism.

Kinedyne overcenter buckles are made from carbon steel with either a zinc plated, powder coated or stainless steel finish.

### Operating Instructions:

**To tension:** Apply initial tension by pulling the handhold strap while the buckle handle is in the open position. As the handle is closed, additional strap tensioning occurs.

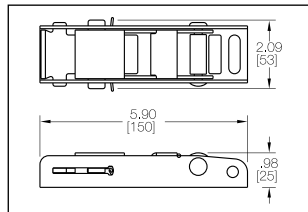
**To release:** Models 909, 970, 974 and FE8265-1 release by disengaging the spring-loaded locking latch. All other models release by simply pulling up on the handhold strap.

## 1" OVERCENTER BUCKLE



**FE8265-1**

**Working Load Limit:** 1,000 lbs./455 kgs.  
**Weight:** 0.7 lbs./0.3 kgs.



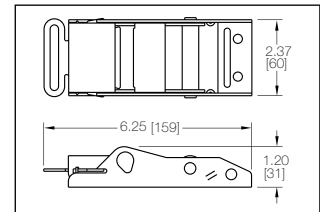
**Code:** 98  
**Webbing:** FE174

## 1-3/4" OVERCENTER BUCKLE STAINLESS STEEL



**970**

**Working Load Limit:** 1,000 lbs./455 kgs.  
**Weight:** 0.76 lbs./0.34 kgs.



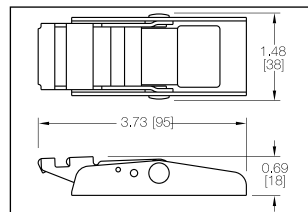
**Code:** 88  
**Webbing:** 1802

## 1-3/4" OVERCENTER BUCKLE



**903**

**Working Load Limit:** 335 lbs./155 kgs.  
**Weight:** 0.2 lbs./0.1 kgs.



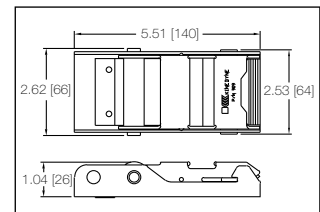
**Code:** 78  
**Webbing:** 1000, 1010, FE129

## 2" OVERCENTER BUCKLE



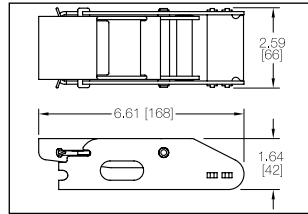
**909**

**Working Load Limit:** 1,335 lbs./605 kgs.  
**Weight:** 0.64 lbs./0.29 kgs.



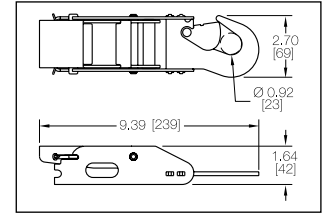
**Code:** 85  
**Webbing:** 1802



**1-3/4" OVERCENTER BUCKLE****974**

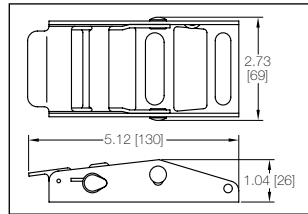
Working Load Limit: 1,670 lbs./760 kgs.  
Weight: 1.1 lbs./0.5 kgs.

Code: 82  
Webbing: 1802, 30118

**1-3/4" OVERCENTER BUCKLE WITH HOOK****975**

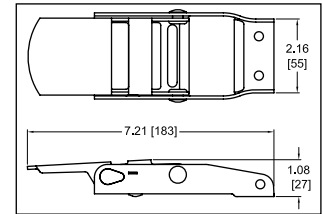
Working Load Limit: 1,670 lbs./760 kgs.  
Weight: 1.4 lbs./0.6 kgs.

Code: 83  
Webbing: 1802, 30118

**2" OVERCENTER BUCKLE****905**

Working Load Limit: 500 lbs./230 kgs.  
Weight: 0.56 lbs./0.25 kgs.

Code: 79  
Webbing: 4900

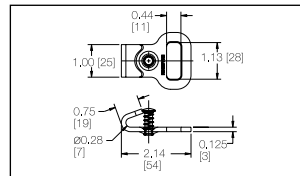
**2" OVERCENTER BUCKLE BLACK FINISH****960**

Working Load Limit: 600 lbs./275 kgs.  
Weight: 0.62 lbs./0.28 kgs.

Code: 87  
Webbing: 2010, 4900

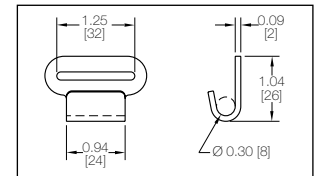
**FLAT HOOKS**

Kinedyne flat hooks are made from heat treated carbon steel and are either zinc plated or black e-coated.

**1" FLAT HOOK WITH KEEPER****1044**

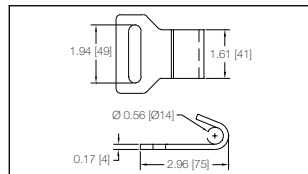
Working Load Limit: 1,150 lbs./525 kgs.  
Weight: 0.1 lbs./0.05 kgs.

Code: 80

**1" FLAT HOOK****34038-3 - NAS1382-4**

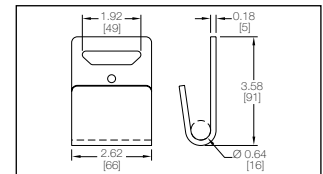
Working Load Limit: 235 lbs./110 kgs.  
Weight: 0.04 lbs./0.02 kgs.

Code: 31

**2" FLAT HOOK****34038-4**

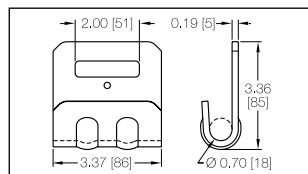
Working Load Limit: 1,835 lbs./835 kgs.  
Weight: 0.40 lbs./0.18 kgs.

Code: 27

**2" FLAT HOOK****1015**

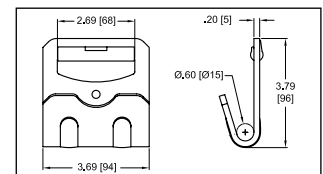
Working Load Limit: 3,335 lbs./1515 kgs.  
Weight: 0.68 lbs./0.31 kgs.

Code: 20

**2" FLAT HOOK****FE7915-1**

Working Load Limit: 4,000 lbs./1815 kgs.  
Weight: 0.9 lbs./0.4 kgs.

Code: 23

**4" FLAT HOOK WITH ABRASION CLIP****1021**

Working Load Limit: 5,400 lbs./2450 kgs.  
Weight: 1.09 lbs./0.49 kgs.

Code: 21



## S HOOKS

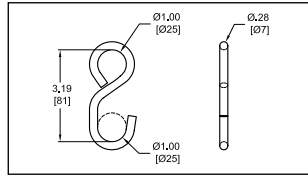
Kinedyne S Hooks are either zinc plated or black e-coated or black vinyl coated.

### 1" S HOOK



**1104** – Zinc Plated

Working Load Limit: 170 lbs./80 kgs.  
Weight: 0.14 lbs./0.06 kgs.



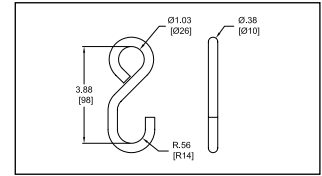
Code: 72

### 1" HD S HOOK



**1102** – Zinc Plated

Working Load Limit: 500 lbs./230 kgs.  
Weight: 0.29 lbs./0.13 kgs.



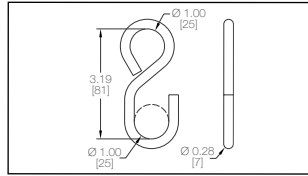
Code: 88

### 1" S HOOK



**1103** – Vinyl Coated

Working Load Limit: 170 lbs./80 kgs.  
Weight: 0.15 lbs./0.07 kgs.



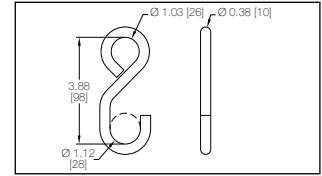
Code: 89

### 1" HD S HOOK



**1101** – Vinyl Coated

Working Load Limit: 500 lbs./230 kgs.  
Weight: 0.31 lbs./0.14 kgs.



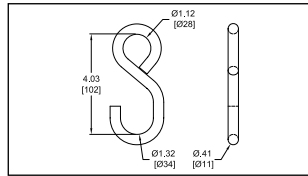
Code: 87

### 4" S HOOK



**8670** – E-Coated

Working Load Limit: 1,000 lbs./455 kgs.  
Weight: 0.39 lbs./0.18 kgs.



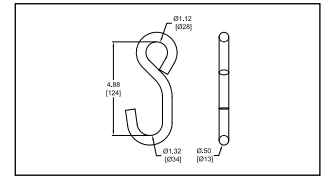
Code: 28

### 4" HD S HOOK



**8669** – E-Coated

Working Load Limit: 1,800 lbs./818 kgs.  
Weight: 0.61 lbs./0.28 kgs.



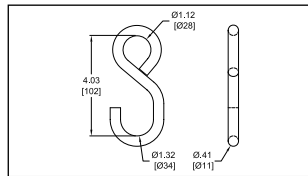
Code: 37

### 4" S HOOK



**8670Z** – Zinc Plated

Working Load Limit: 1,000 lbs./455 kgs.  
Weight: 0.39 lbs./0.18 kgs.



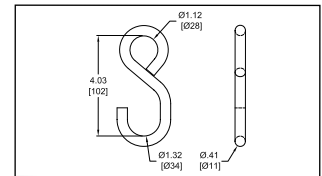
Code: 28

### 4" S HOOK



**8670V** – Vinyl Coated

Working Load Limit: 1,000 lbs./455 kgs.  
Weight: 0.41 lbs./0.19 kgs.



Code: 28

## SNAP HOOKS

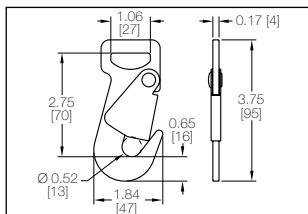
Kinedyne snap hooks are made from heat treated carbon steel with a zinc plated finish, except for 1212SS which is stainless steel.

### 1" SNAP HOOK



**FE8028-1**

Working Load Limit: 1,835 lbs./835 kgs.  
Weight: 0.22 lbs./0.10 kgs.



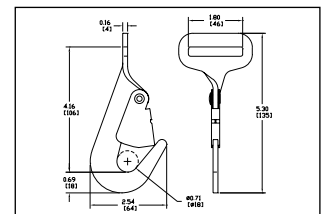
Code: 69

### 1-3/4" TWISTED SNAP HOOK



**1207**

Working Load Limit: 1,670 lbs./760 kgs.  
Weight: 0.3 lbs./0.2 kgs.

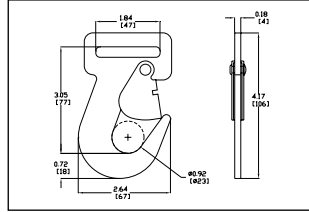


Code: 62

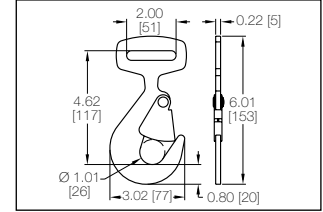


**2" SNAP HOOK****FE7900-1**

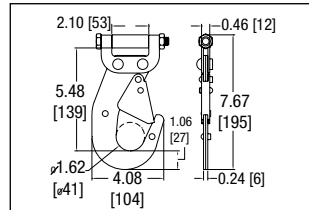
Working Load Limit: 2,000 lbs./910 kgs.  
Weight: 0.37 lbs./0.17 kgs

**Code: 70****2" SNAP HOOK****1209**

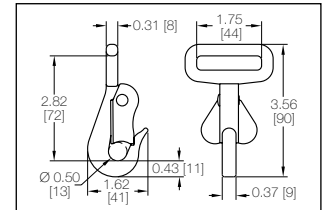
Working Load Limit: 3,335 lbs./1515 kgs.  
Weight: 0.69 lbs./0.31 kgs.

**Code: 63****2" SNAP HOOK****31410**

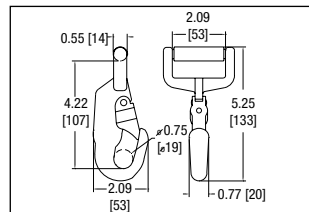
Working Load Limit: 3,335 lbs./1515 kgs.  
Weight: 0.70 lbs./0.31 kgs.

**Code: 65****1-3/4" FORGED SNAP HOOK****31417 – PIA-PS22042-1**

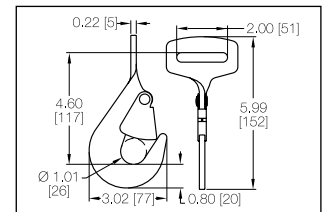
Working Load Limit: 1,670 lbs./760 kgs.  
Weight: 0.36 lbs./0.16 kgs.

**Code: 66****2" FORGED SNAP HOOK****1211**

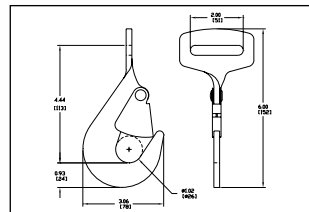
Working Load Limit: 3,335 lbs./1515 kgs.  
Weight: 0.93 lbs./0.42 kgs.

**Code: 85****2" TWISTED SNAP HOOK****1212**

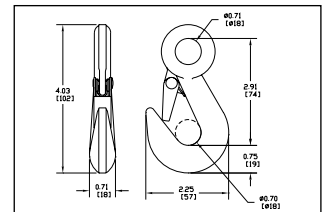
Working Load Limit: 3,335 lbs./1515 kgs.  
Weight: 0.70 lbs./0.32 kgs.

**Code: 64****2" TWISTED SNAP HOOK STAINLESS STEEL****1212SS**

Working Load Limit: 1,670 lbs./760 kgs.  
Weight: 0.70 lbs./0.32 kgs.

**Code: 71****EYE-HOLE SNAP HOOK****1202**

Working Load Limit: 3,335 lbs./1515 kgs.  
Weight: 0.56 lbs./0.25 kgs.

**Code: 61**

# WIRE HOOKS

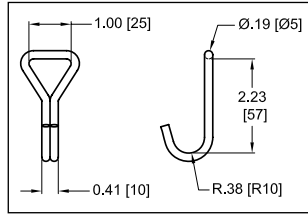
Kindecyne wire hooks and rings are made from heat treated carbon steel with a zinc plated finish.

## 1" U HOOK



**C1003**

Working Load Limit: 167 lbs./76 kgs.  
Weight: 0.07 lbs./0.03 kgs.



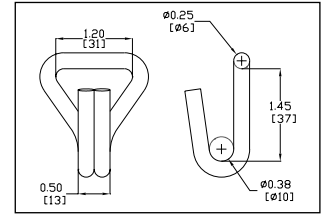
Code: 86

## 1" HD NARROW HOOK



**1003**

Working Load Limit: 835 lbs./380 kgs.  
Weight: 0.12 lbs./0.05 kgs.



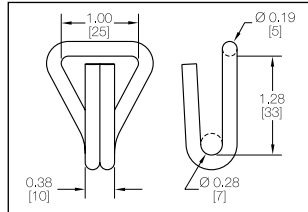
Code: 81

## 1" NARROW HOOK



**1004**

Working Load Limit: 170 lbs./80.0 kgs.  
Weight: 0.1 lbs./0.02 kgs.



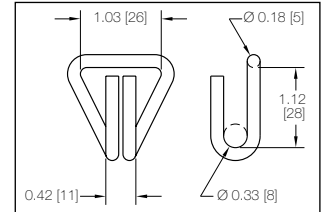
Code: 82

## 1" NARROW HOOK



**34031-18 - NAS1382-2**

Working Load Limit: 267 lbs./120 kgs.  
Weight: 0.05 lbs./0.02 kgs.



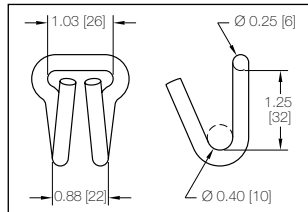
Code: 33

## 1" OPEN HOOK



**34031-8 - NAS1211E10**

Working Load Limit: 1,000 lbs./455 kgs.  
Weight: 0.10 lbs./0.05 kgs.



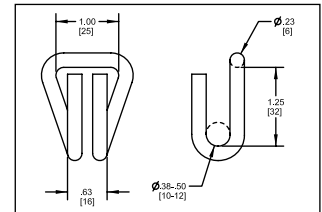
Code: 77

## 1" NARROW HOOK



**34031-10 - NAS1211D10**

Working Load Limit: 900 lbs./410 kgs.  
Weight: 0.10 lbs./0.04 kgs.



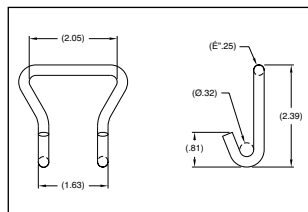
Code: 78

## 2" WIRE PROPANE TANK HOOK



**C1020**

Working Load Limit: 250 lbs./113 kgs.  
Weight: 0.12 lbs./0.05 kgs.



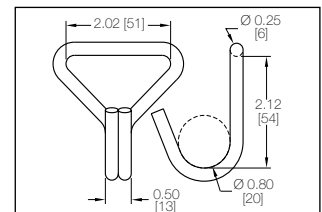
Code: 14

## 2" NARROW HOOK



**1005**

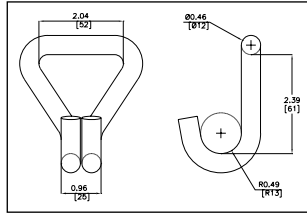
Working Load Limit: 500 lbs./230 kgs.  
Weight: 0.18 lbs./0.08 kgs.



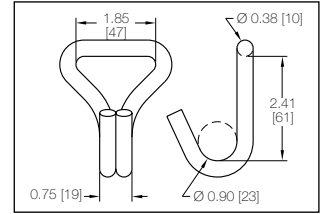
Code: 04



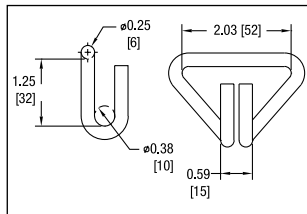


**2" HD NARROW HOOK****1006****Code: 84**

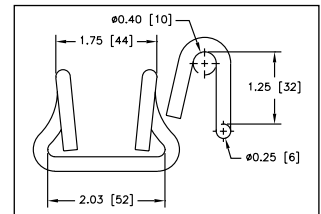
Working Load Limit: 3,700 lbs./1700 kgs.  
Weight: 0.62 lbs./0.28 kgs.

**2" NARROW HOOK****1007****Code: 60**

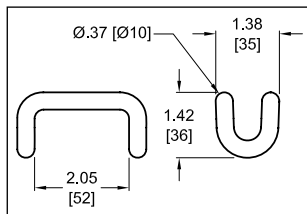
Working Load Limit: 1,670 lbs./760 kgs.  
Weight: 0.38 lbs./0.17 kgs.

**2" WIRE HOOK****34031-12** – NAS1211D20**Code: 79**

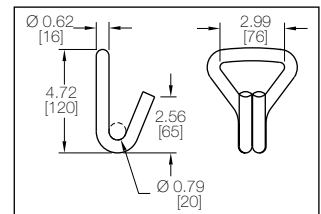
Working Load Limit: 835 lbs./380 kgs.  
Weight: 0.12 lbs./0.06 kgs.

**2" OPEN HOOK****34031-17** – NAS1211E20**Code: 32**

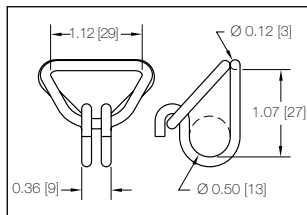
Working Load Limit: 835 lbs./380 kgs.  
Weight: 0.11 lbs./0.05 kgs.

**RAVE HOOK****9003****Code: 77**

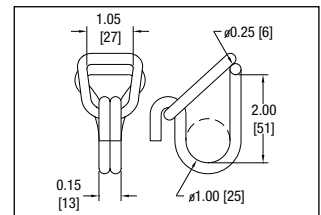
Working Load Limit: 1,000 lbs./455 kgs.  
Weight: 0.10 lbs./0.05 kgs.

**3" NARROW HOOK****1016****Code: 36**

Working Load Limit: 7,333 lbs./3330 kgs.  
Weight: 1.40 lbs./0.64 kgs.

**1" HOOK AND KEEPER****33206** – NAS1382-5**Code: 73**

Working Load Limit: 400 lbs./185 kgs.  
Weight: 0.04 lbs./0.02 kgs.

**1" HOOK AND KEEPER****33207****Code: 74**

Working Load Limit: 3,000 lbs./1360 kgs.  
Weight: 0.30 lbs./0.14kgs.

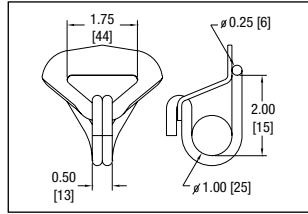


### 1-3/4" HOOK AND KEEPER



**33210** – NAS1211H17

Working Load Limit: 1,670 lbs./757 kgs.  
Weight: 0.30 lbs./0.14 kgs.



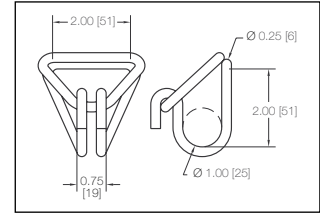
Code: 76

### 2" HOOK AND KEEPER



**33209** – NAS1211H20

Working Load Limit: 1,670 lbs./757 kgs.  
Weight: 0.28 lbs./0.13 kgs.



Code: 75

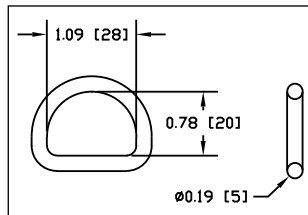
## RINGS

### 1" D-RING



**34025-40** – NAS13827

Working Load Limit: 335 lbs./150 kgs.  
Weight: 0.02 lbs./0.01 kgs.



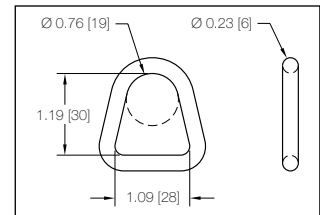
Code: 47

### 1" DELTA RING R SERIES



**34025-30** – NAS1211A10

Working Load Limit: 1,335 lbs./605 kgs.  
Weight: 0.06 lbs./0.03 kgs.



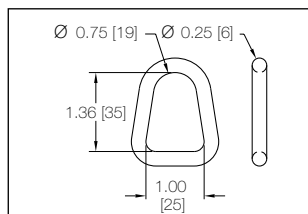
Code: 54

### 1" D-RING



**1703**

Working Load Limit: 1,670 lbs./757 kgs.  
Weight: 0.08 lbs./0.04 kgs.



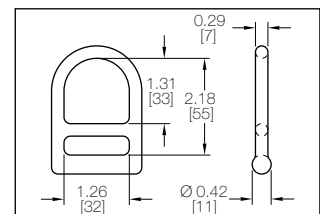
Code: 45

### 1" D-RING



**FE8400-1**

Working Load Limit: 2,170 lbs./985 kgs.  
Weight: 0.2 lbs./0.1 kgs.



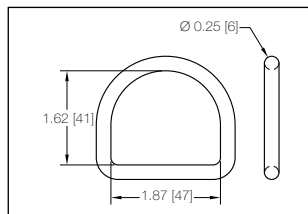
Code: 58

### 1-3/4" D-RING



**34025-14**

Working Load Limit: 1,335 lbs./605 kgs.  
Weight: 0.11 lbs./0.05 kgs.



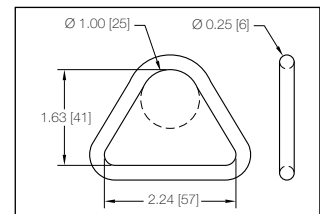
Code: 51

### 2" D-RING



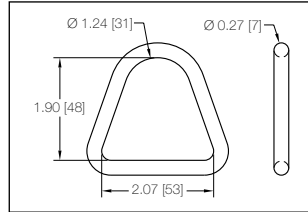
**34025-3** – NAS1211A20

Working Load Limit: 1,000 lbs./455 kgs.  
Weight: 0.10 lbs./0.05 kgs.

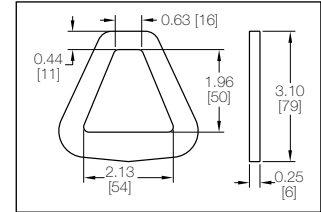


Code: 48

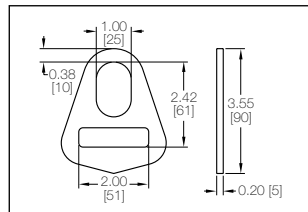


**2" D-RING****1027**

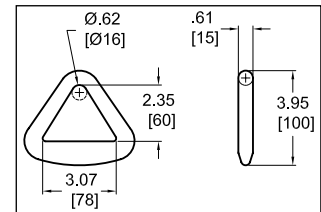
**Working Load Limit:** 1,670 lbs./760 kgs.  
**Weight:** 0.10 lbs./0.06 kgs.

**Code: 44****2" FLAT DELTA RING****1023**

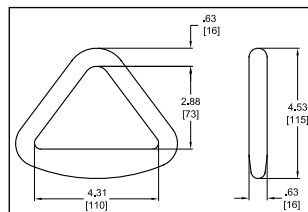
**Working Load Limit:** 3,335 lbs./1515 kgs.  
**Weight:** 0.32 lbs./0.15 kgs.

**Code: 42****2" FLAT DELTA RING****FE7936-1**

**Working Load Limit:** 5,400 lbs./2450 kgs.  
**Weight:** 0.28 lbs./0.13 kgs.

**Code: 55****3" DELTA RING****1025**

**Working Load Limit:** 6,000 lbs./2720 kgs.  
**Weight:** 0.80 lbs./0.36 kgs.

**Code: 25****4" DELTA RING****1026**

**Working Load Limit:** 6,670 lbs./3025 kgs.  
**Weight:** 1.25 lbs./0.57 kgs.

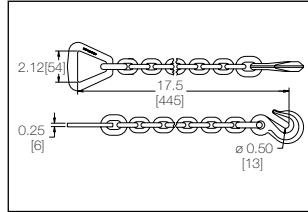
**Code: 10**

## CHAIN ENDS

### 2" CHAIN ANCHOR



3705-2



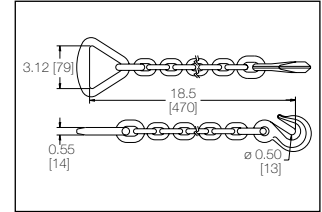
Code: 39

Working Load Limit: 3,335 lbs./1515 kgs.  
Weight: 2.67 lbs./1.21 kgs.

### 3" - 4" CHAIN ANCHOR



3705-3



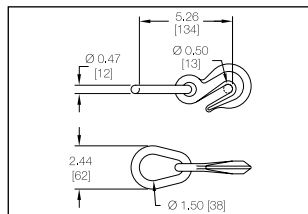
Code: 40

Working Load Limit: 5,400 lbs./2450 kgs.  
Weight: 3.76 lbs./1.71 kgs.

### 3/8" GRAB HOOK ASSEMBLY



3704



Code: 50

Working Load Limit: 5,400 lbs./2450 kgs.  
Weight: 1.4 lbs./0.6 kgs.  
Use With: 5/16" and 3/8" chain

## LOGISTIC TRACK FITTINGS

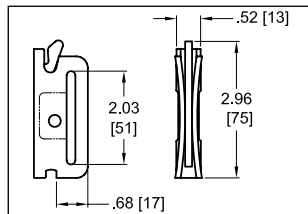
Kinedyne logistic track fittings are made from carbon steel and zinc plated for corrosion resistance.

**WARNING:** Series E, A, F and L track fittings are designed for use with Kinedyne Logistic Track. Load ratings may be reduced when used with other tracks or if the track fitting is not positively engaged. Your cargo control system is only as strong as its weakest link. All ratings for series E and A fittings are based on using Kinedyne 11 gauge track.

### SERIES E OR A SPRING LOADED FITTING



FE8306-1



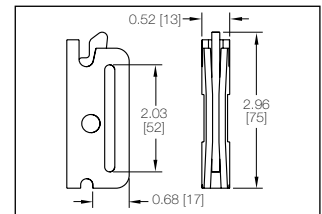
Code: 01

Working Load Limit: 1,000 lbs./455 kgs.  
Weight: 0.22 lbs./0.10 kgs.

### HD SERIES E OR A SPRING LOADED FITTING



FE8029-1



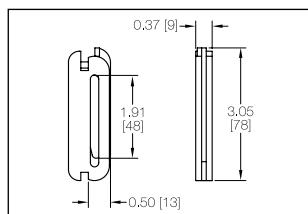
Code: 11

Working Load Limit: 1,500 lbs./680 kgs.  
Weight: 0.22 lbs./0.10 kgs.

### SERIES E OR A 3-PIECE FITTING



43020-1



Code: 02

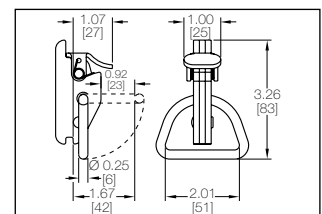
Also Available: 43020-2

Working Load Limit: 1,000 lbs./455 kgs.  
Weight: 0.2 lbs./0.1 kgs.

### SERIES E OR A FITTING WITH 2" D-RING



FE8301-1



Code: 17

Working Load Limit: 2,000 lbs./910 kgs.  
Weight: 0.46 lbs./0.21 kgs.

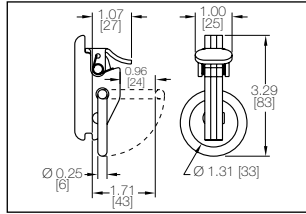
\*Based on 45° pull away from keeper.



## SERIES E OR A FITTING WITH 1" RING



FE8264-1



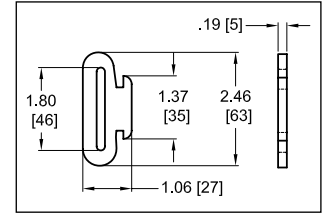
Working Load Limit: 2,000 lbs./910 kgs.  
Weight: 0.31 lbs./0.14 kgs.

Code: 05  
\*Based on 45° pull away from keeper.

## 1" TRACK FITTING



C1823



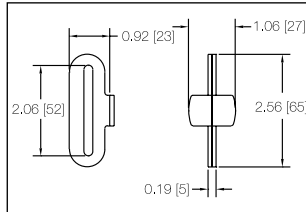
Working Load Limit: 670 lbs./305 kgs.  
Weight: 0.09 lbs./0.04 kgs.

Code: 15  
Track: 1806

## SERIES F 2-PIECE BUTTERFLY FITTING



1831



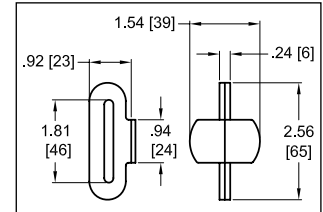
Working Load Limit: 500 lbs./230 kgs.  
Weight: 0.1 lbs./0.05 kgs.

Code: 03

## 1" TRACK BUTTERFLY FITTING




C1831



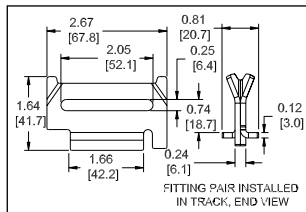
Working Load Limit: 670 lbs./304 kgs.  
Weight: 0.13 lbs./0.06 kgs.

Code: 18  
Track: 1805, 1806

## K2 TRACK BUTTERFLY FITTING



80040



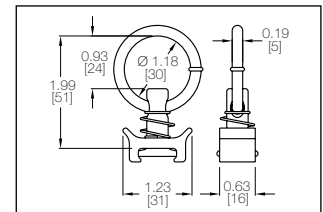
Working Load Limit: 1,000 lbs./454 kgs.  
Weight: 0.2 lbs./0.1 kgs.

Code: 92

## SERIES L SINGLE STUD FITTING WITH RING



32401



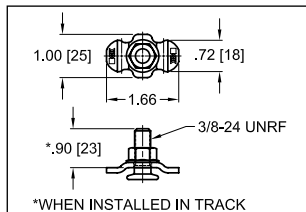
0° Vertical Working Load Limit: 1,333 lbs./605 kgs.  
45° Pull Angle Working Load Limit: 1,000 lbs./455 kgs.  
90° Horizontal Pull Angle Working Load Limit: 1,000 lbs./455 kgs.  
Weight: 0.09 lbs./0.04 kgs.

Code: 41

## SINGLE L FITTING WITH STUD NUT



FE200744

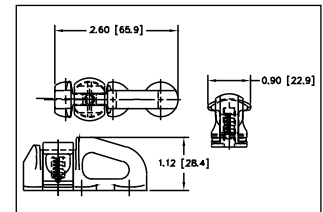


0° Vertical Working Load Limit: 1,670 lbs./760 kgs.  
Weight: 0.10 lbs./0.05 kgs.

## SERIES L TRIPLE STUD FITTING WITHOUT RING



32505



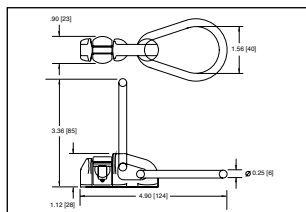
0° Vertical Working Load Limit: 2,167 lbs./985 kgs.  
60° Pull Angle Working Load Limit: 2,000 lbs./910 kgs.  
90° Horizontal Pull Angle Working Load Limit: 1,670 lbs./760 kgs.  
Weight: 0.23 lbs./0.10 kgs.

Code: 07

## HEAVY DUTY SERIES L TRIPLE STUD FITTING WITH PEAR SHAPED RING



32507



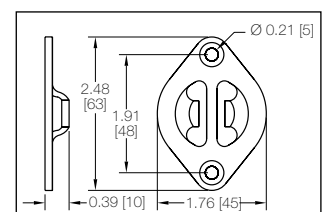
0° Vertical Working Load Limit: 2,000 lbs./910 kgs.  
60° Pull Angle Working Load Limit: 2,000 lbs./910 kgs.  
90° Horizontal Pull Angle Working Load Limit: 1,670 lbs./760 kgs.  
Weight: 0.34 lbs./0.15 kgs.

Code: 08

## SERIES L ANCHOR PLATE



32620



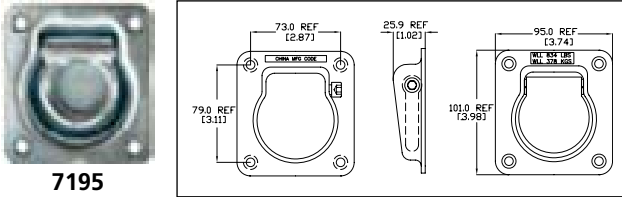
0° Vertical Working Load Limit: 1,000 lbs./454 kgs.  
Weight: 0.08 lbs./0.04 kgs.





**SPECIALTY HARDWARE**

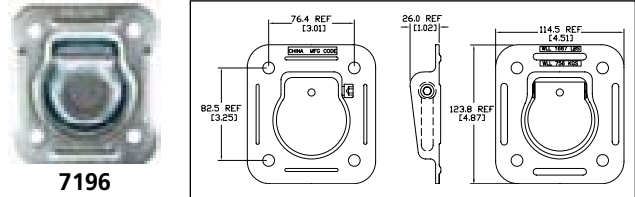
**GALVANIZED PAN FITTING**



**7195**

45° Ring Pull Angle Working Load Limit: 835 lbs./378 kgs.  
Weight: 0.74 lbs./0.33 kgs.

**GALVANIZED PAN FITTING**



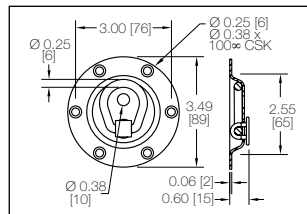
**7196**

45° Ring Pull Angle Working Load Limit: 1,670 lbs./756 kgs.  
Weight: 1.26 lbs./0.57 kgs.

**PAN FITTING WITH RING AND HOLE**



**32204**

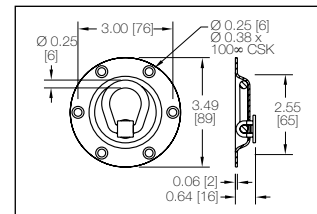


0° Ring Vertical Working Load Limit: 1,000 lbs./454 kgs.  
45° Ring Pull Angle Working Load Limit: 835 lbs./378 kgs.  
Weight: 0.27 lbs./0.13 kgs.

**PAN FITTING WITH RING ONLY**



**32210**

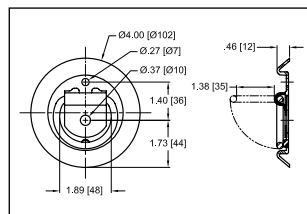


0° Ring Vertical Working Load Limit: 735 lbs./335 kgs.  
45° Ring Pull Angle Working Load Limit: 735 lbs./335 kgs.  
Weight: 0.28 lbs./0.13 kgs.

**PAN FITTING WITH D-RING AND BLACK COLLAR**



**7190**



Working Load Limit: 200 lbs./95 kgs.

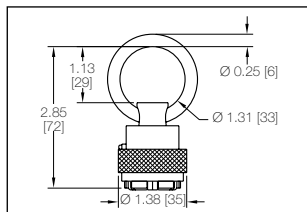


**WARNING:** Break strength ratings are provided for these items. Application specific factors of safety should be used to ensure end products achieve the required design specifications.

## 12 JAW FITTING WITH ROUND RING



32326

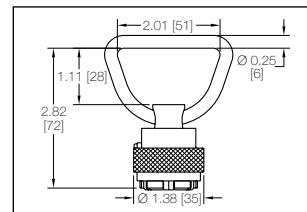


0° Vertical Breaking Strength: 5,475 lbs./2485 kgs.  
90° Pull Angle Breaking Strength: 2,300 lbs./1045 kgs.  
Weight: 0.29 lbs./0.13 kgs.

## 12 JAW FITTING WITH DELTA RING



32343

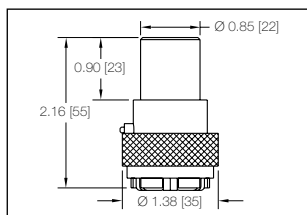


0° Vertical Breaking Strength: 5,475 lbs./2485 kgs.  
90° Pull Angle Breaking Strength: 2,300 lbs./1045 kgs.  
Weight: 0.31 lbs./0.14 kgs.

## 12 JAW CHAIR LEG STUD FITTING



32334

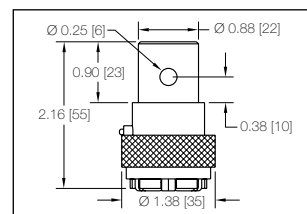


90° Pull Angle Breaking Strength: 2,300 lbs./1045 kgs.  
Weight: 0.23 lbs./0.10 kgs.

## 12 JAW CHAIR LEG STUD FITTING WITH HOLE



32336 – MS22034-2

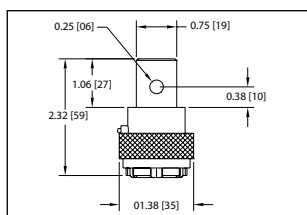


0° Vertical Breaking Strength: 5,475 lbs./2485 kgs.  
90° Pull Angle Breaking Strength: 2,300 lbs./1045 kgs.  
Weight: 0.23 lbs./0.10 kgs.

## 12 JAW CHAIR LEG STUD FITTING WITH HOLE



32367 – MS22034-4

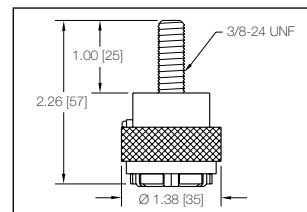


0° Vertical Breaking Strength: 5,475 lbs./2485 kgs.  
90° Pull Angle Breaking Strength: 2,300 lbs./1045 kgs.  
Weight: 0.24 lbs./0.11 kgs.

## 12 JAW FITTING WITH THREADED STUD



33115

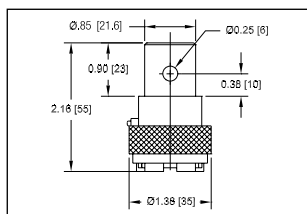


0° Vertical Breaking Strength: 5,475 lbs./2485 kgs.  
90° Pull Angle Breaking Strength: 2,300 lbs./1045 kgs.  
Weight: 0.22 lbs./0.10 kgs.

## 12 JAW CHAIR LEG STUD FITTING WITH HOLE



32340 – MS22034-1

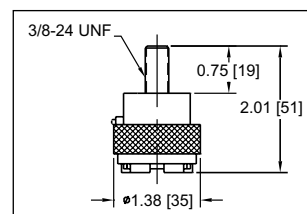


0° Vertical Breaking Strength: 5,475 lbs./2485 kgs.  
90° Pull Angle Breaking Strength: 2,300 lbs./1045 kgs.  
Weight: 0.23 lbs./0.10 kgs.

## 12 JAW FITTING WITH THREADED STUD



33116



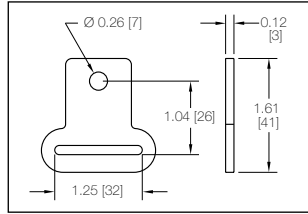
0° Vertical Breaking Strength: 5,475 lbs./2485 kgs.  
90° Pull Angle Breaking Strength: 2,300 lbs./1045 kgs.  
Weight: 0.21 lbs./0.09 kgs.



**1" STRAP END MOUNTING PLATE**



**34109-5**



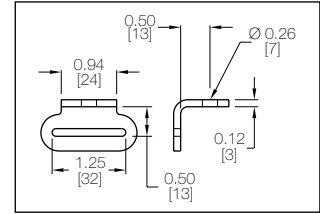
Working Load Limit: 335 lbs./155 kgs.  
Weight: 0.05 lbs./0.03 kgs.

Code: 94

**1" STRAP END MOUNTING PLATE**



**34109-6**



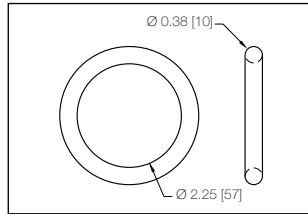
Working Load Limit: 250 lbs./115 kgs.  
Weight: 0.06 lbs./0.03 kgs.

Code: 95

**2" CIRCULAR RING**



**34035-6**



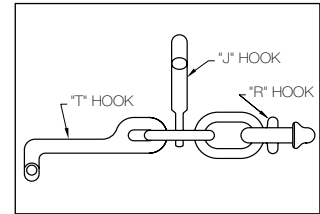
Working Load Limit: 3,335 lbs./1515 kgs.  
Weight: 0.26 lbs./0.12 kgs.

Code: 93

**CLUSTER HOOK RTJ**



**FE8171-1**



Working Load Limit: 3,900 lbs./1770 kgs.  
Weight: 2.22 lbs./1.01 kgs.

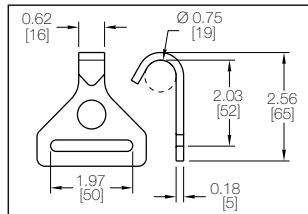
Code: 19

R-Hook (GM & Chrysler),  
T-Hook (Ford), J-Hook (Import)

**PLATE TRAILER HOOK**



**FE8427-1**



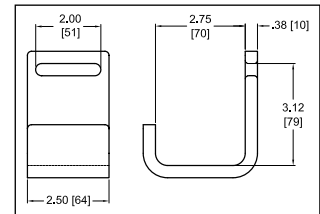
Working Load Limit: 735 lbs./335 kgs.  
Weight: 0.18 lbs./0.08 kgs.

Code: 35

**ROLL-OFF CONTAINER HOOK**



**9026**



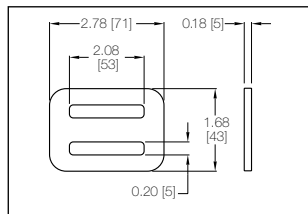
Working Load Limit: 5,400 lbs./2450 kgs.  
Weight: 2.06 lbs./0.94 kgs.

Code: 06

**2" WEBBING ADJUSTER**



**1105**

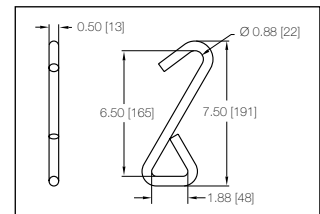


Working Load Limit contingent upon webbing used.  
Weight: 0.21 lbs./0.09 kgs.

**AUTO TIE-DOWN HOOK**



**3703**



Working Load Limit: 1,667 lbs./760 kgs.  
Weight: 0.79 lbs./0.36 kgs.



# GRIP LINK®

## TIRE CHAINS

Providing the ultimate in safety and convenience, Kinedyne's GRIP LINK Tire Chains are causing a revolution in the marketplace! With superior quality, strength and durability, GRIP LINK delivers under the most demanding conditions.

### JUST-IN-TIME DELIVERY

Kinedyne's industry-leading just-in-time stocking system takes the guesswork out of next season's planning. There's no longer any need to predict the future of your tire chain requirements; and there's no need to tie up cash and valuable floor space. Kinedyne's just-in-time delivery promises that orders are in stock when you need them, and available for immediate shipment where you need them.

### EASY CARRY • EASY STORE

The convenience continues with our Easy Carry • Easy Store pail which makes it simple to display GRIP LINK at the shelf level and even simpler to store them in vehicles. Each durable pail contains one set of GRIP LINK Tire Chains, or one half of a set of Dual Triples (requires two pails for one set), bilingual installation instructions and a T-Wrench tensioning tool.

## A revolution in the chain marketplace!

Easy to install, easy to carry and easy to store.



### ▲ STEP 1

Lay chains on ground with cross chains spread as shown.




### ▲ STEP 2

Pull chains over tire and drive onto chain 1/4 turn.



### ▲ STEP 3

Pull up slack and connect chain ends on each side of tire.



### ▲ STEP 4

Using the GRIP LINK tensioning tool, add tension to the side chains.



### ▲ STEP 5

When tensioned properly each cam will be in the position shown.



### ▲ STEP 6

Check chain fit. If loose, undo cams, pull up slack and repeat steps 3-4-5.

## How NOT to use chains

REPRINTED COURTESY OF TODAY'S TRUCKING

**winter driving** You can't be a good Samaritan unless you stay out of the ditch yourself. A 5-point guide to smart chains usage. By G.D. Swain

Long haulers who work the mountains already know that tire chains are their best cold-weather friends. If they're used correctly, that is. If you have trucks headed for the hills this winter, arm them adequately. Standard issue is four triple sets of chains. Triples cover both tires on a dual assembly. And get your people to practice putting the chains on their rigs before they head for the hills.

Remember: There are no shortcuts when working with chains. They must be mounted properly to function effectively, and if they break, the flailing links can do serious damage.

Here are some common mistakes made by drivers, mostly because they are just in too much of a hurry.

❶ Foregoing chains because you think you can make the hill without

them. Driving past an open "Chains Required" sign in B.C. is a violation of section 125 of the Motor Vehicle Act that could result in a fine and two demerit points.

❷ Mounting only two triples rather than all four after you've spun out. You'll likely tear them to shreds trying to lift off.

❸ Lifting off too quickly on a steep

\* Certain conditions apply.



SEE WARNINGS ON PAGE 9 • VOIR LES AVERTISSEMENTS EN PAGE 10 • VÉASE LAS ADVERTENCIAS EN LA PÁGINA 11



## HIGHWAY

### KINEDYNE GRIP LINK V-BAR TIRE CHAINS

**Tensioning Cams**  
4 each - Outside

#### 15400PK

11 x 22.5 Single  
with V-BAR Cross Chains  
1 pair / 1 pail / 66 lbs.

#### 15401PK

11 x 24.5 Single  
with V-BAR Cross Chains  
1 pair / 1 pail / 70 lbs.

#### 15402PK

11 x 22.5 Dual Triples  
with V-BAR Cross Chains  
1 pair / 2 pails / 118 lbs.

#### 15403PK

11 x 24.5 Dual Triples  
with V-BAR Cross Chains  
1 pair / 2 pails / 126 lbs.

#### 15400-101KIT

GRIP LINK Repair Kit –  
V-Bar Cross Chain  
(2 End Hooks, 1 Cross Chain,  
2 Laplinks)

9004 – T-Wrench



## HIGHWAY

### KINEDYNE GRIP LINK SQUARE LINK TIRE CHAINS

**Tensioning Cams**  
4 each - Outside

#### 15410PK

11 x 22.5 Single  
with Square Link Cross Chains  
1 pair / 1 pail / 67 lbs.

#### 15411PK

11 x 24.5 Single  
with Square Link Cross Chains  
1 pair / 1 pail / 72 lbs.

#### 15412PK

11 x 22.5 Dual Triples  
with Square Link Cross Chains  
1 pair / 2 pails / 122 lbs.

#### 15413PK

11 x 24.5 Dual Triples  
with Square Link Cross Chains  
1 pair / 2 pails / 130 lbs.

#### 15410-101KIT

GRIP LINK Repair Kit –  
Square Link Cross Chain  
(2 End Hooks, 1 Cross Chain,  
2 Laplinks)

9004 – T-Wrench



## OFF-ROAD

### KINEDYNE GRIP LINK HEAVY DUTY STUD TIRE CHAINS

**Tensioning Cams**  
5 each - 4 outside & 1 inside.

**Stud Diameter: 0.35 (9.0 mm),  
Stud Height: 0.72" (18.3 mm)**

#### 15455PK

11 x 22.5 Single  
with Stud Cross Chains  
1 pair / 1 pail / 81 lbs.

#### 15456PK

11 x 24.5 Single  
with Stud Cross Chains  
1 pair / 1 pail / 84 lbs.

#### 15457PK

11 x 22.5 Dual Triples  
with Stud Cross Chains  
1 pair / 2 pails / 150 lbs.

#### 15458PK

11 x 24.5 Dual Triples  
with Stud Cross Chains  
1 pair / 2 pails / 152 lbs.

#### 15455-101KIT

GRIP LINK Repair Kit –  
Stud Cross Chain  
(2 End Hooks, 1 Cross Chain,  
2 Laplinks)

9004 – T-Wrench

grade. This can also tear four triples to shreds. The trick is to not spin your tires with the chains mounted. Try rolling back a bit into a jackknife before you lift off, starting out sideways across the road rather than straight up the hill.

④ Driving too fast or too far. Snow chains are not designed for highway speed or to be run on dry pavement. If you can see space between the crosslinks and the tire tread because centrifugal force is flailing the chains away from your tires, you're going too fast. Remove the chains as soon as it is safe to do so.

⑤ Not getting the chains tight enough or relying on bungee cords to make them look tight, rather than doing it right in the first place. This is definitely the most common mistake drivers make.





# We have the right stuff for your tow and recovery jobs.

## TIRE NETS

Tire Nets for  
13" to 20" Tires



TN-076 – 1007 Wire Hooks  
TN-076F – 1015 Flat Hooks  
TN-076S – 1211 Snap Hooks

The automotive tire net with basket configuration gives you the flexibility on adjustment and tire size to secure your vehicle in transport.

Working Load Limit: 1,670 lbs./757 kgs.

Tire Nets for  
13" to 22" Tires



TN-061HD2C – 1007 Wire Hooks

Designed to securely restrain your vehicle from moving and our 2 moulded plastic cleats prevent it from slipping on the tire.

Working Load Limit:  
1,670 lbs./757 kgs.

80026 – Cleat for Tire Nets

Tire Nets for  
13" to 16" Tires



TN-022 – 1007 Wire Hooks

A quick and convenient way to secure your vehicle to a trailer if there are no convenient tie-down points on your car available.


Working Load Limit:  
1,670 lbs./757 kgs.

15668 – FE8029-1 E/A Fitting

High performance vehicles like race cars, exotic and specialty cars require pampering only Steadymate can provide. This tire strap has been designed with no cleats, specifically engineered for low wheel wells. Set includes Left and Right Hand Straps

*NOTE: You must order two sets to secure all four wheels.*

Working Load Limit: 1,500 lbs./680 kgs.



## AUTO TIE-DOWNS

Auto Tie-Down with Universal Hook



15360 – FE8171-1 Cluster Hook

Used when transporting automobiles inside or on a trailer with floor mounted series "E" or "A" logistic track. Cluster hook allows attachment to tie-down holes on most auto frames.

Working Load Limit: 2,000 lbs./907 kgs.  
R-Hook (GM & Chrysler), T-Hook (Ford), J-Hook (Import)

Auto Tie-Down with E Fittings



15533 – FE8029-1 E/A Fitting

Used when transporting automobiles inside or on a trailer. It uses the Universal Auto Hook (part #3703) and is attached with 2 straps on each side of the vehicle connected to the trailer's E track and ratcheted tight. There is also a built in sleeve web protector to protect your strap from abrasion by the automobile.

Working Load Limit: 1,500 lbs./680 kgs.



**AXLE STRAPS**

Our heavy duty Axle Straps are designed to wrap perfectly around your car's rear axle, chassis or other attachment point and provide you a quick and easy anchoring point for holding down your car. They come in a variety of lengths as well as with the optional feature of a protective sleeve.

**Working Load Limit:** 3,335 lbs./1513 kgs.



**15653G024**  
2" x 24"

**15653G036**  
2" x 36"

**15664** – 2" x 24"  
2 Per Package.



**15653G024-SL1**  
With Protective Sleeve  
2" x 24"

**15653G036-SL1**  
With Protective Sleeve  
2" x 36"

**15665** – 2" x 24"  
2 Per Package.

**15653G044-SL1**  
With Protective Sleeve  
2" x 44"

Made with Premium Rhino Web. The strongest webbing in the industry.



**15151**

**Emergency Tow Strap 1-3/4" x 15'**

Ensure that you have at least one Emergency Tow Strap in every vehicle. Due to its ability to stretch and give, this nylon sling product ensures that tugging and pulling doesn't damage your vehicle.

**Working Load Limit:** 3,300 lbs./1500 kgs.



**Vehicle Recovery Strap**

Whether in snow or mud, ensure you are prepared. Stronger than cable, lighter than chain, the polyester recovery strap with reinforced loops on each end easily attaches to any vehicle.

**15520 Size: 2" x 20'**  
**Working Load Limit:** 5,000 lbs./2270 kgs.

**15503 Size: 3" x 25'**  
**Working Load Limit:** 8,000 lbs./3630 kgs.

**15504 Size: 4" x 20'**  
**Working Load Limit:** 10,667 lbs./4840 kgs.



**15661-1**  
2" x 7'

**Auto Ratchet Tie-Down**

Used in combination with our Axle Straps, our Heavy Duty Auto Ratchet Tie-Down will provide you and your vehicle security for the road ahead.

**Working Load Limit:** 3,335 lbs./1513 kgs.

**PICK-UP TRUCK NET**

**CN-390**

Designed to fit full size pick-ups, this 6 point net meets the new NACS requirements for securing a load. Cam Buckles allow for adjustment at 3 of the 6 points.

**Net size:**  
5' wide x 8' long.

**Overall Size:**  
12' wide x 8' long.

**Working Load Limit:** 400 lbs./185 kgs.



## RETAIL PACKAGED PRODUCTS

Kinedyne is a leader in the development of packaging and display solutions for various retail environments. Our cargo securement offering includes many items with packaging specifically designed to draw attention to our products in retail stores and on showroom displays.

### SHIP & DISPLAY CASE

A stylish and rugged master carton designed as a shipping carton with tear away front panel. Case can be used in showrooms and on shelf displays. See following pages for strap specifications; 512720 (page 23), 641601 (page 37), 651601 (page 38), and 15531-1 and 15532-1 (page 90).

**512720BX** – 2" Ratchet Strap with Flat Hooks. Box Qty. (10 pcs.)

**641601BX** – 2" Logistic Strap with Ratchet Buckle. Box Qty. (24 pcs.)

**651601BX** – 2" Logistic Strap with Cam Buckle. Box Qty. (24 pcs.)

**15531-1BX** – 1" Utility Strap with Ratchet Buckle. Box Qty. (25 pcs.)

**15532-1BX** – 1" Utility Strap with Cam Buckle. Box Qty. (25 pcs.)



### BLISTER PACKAGING – STRAP ASSEMBLIES

Strap assemblies available in Four Pack in this packaging is very popular in retail channels.

#### Four-Pack Sets

One-Inch Straps with Vinyl Coated S-Hooks

See page 90 for details on 15531-1 and 15532-1 Strap Assemblies

Working Load Limit per strap: 500 lbs./230 kgs.



**15531**

Pack includes strap assembly 15531-1 with Ratchet Buckle and 12' Web x Four straps.



**15532**

Pack includes strap assembly 15532-1 with Cam Buckle and 6' Web x Four straps.

### POLY BAG & HEADER CARD

Many of our one-inch strap assemblies are packaged in convenient poly bag with a header card making them suitable for hook style display racks. See page 25 for a sampling of our "PK" series straps packaged in this manner.



### MERCHANDISABLE BOXES

Several products are packaged in full color boxes suitable for shelf displays. The boxes are designed to draw buyers to the product with graphics, photographs and operating instructions.



**15472**

**15530**






# TYING DOWN YOUR OUTDOOR ADVENTURE TOYS

## JUST HOW STRONG ARE OUR TIE-DOWNS? As strong as you need.

	WEB SIZE X LENGTH	WORKING LOAD LIMIT lbs. / kgs.	TENSIONING DEVICE	HOOK	BUILT-IN SOFT LOOP	POSITIVE LOCK HOOK
<b>1</b>	1" x 5'	835/380	CAM	VINYL		
<b>2</b>	1" x 5'	835/380	RATCHET	VINYL		
<b>3</b>	1" x 6'	835/380	CAM	RUST PROOFED*	✓	
<b>4</b>	1" x 6'	835/380	CAM	RUST PROOFED*	✓	✓
<b>5</b>	1" x 6'	1000/455	RATCHET	RUST PROOFED*	✓	✓
<b>6</b>	2" x 6'	1670/757	RATCHET	RUST PROOFED*	✓	✓

\* E coated

North Americans love their recreational vehicles! Motorcycles, ATVs, personal watercrafts, boats, snowmobiles, pick-up trucks, camping gear and bicycles are their adventure toys of choice, and they care about them. We've responded to this growing market by creating Steadymate™ – a complete recreational vehicle securement system that delivers legendary Kinedyne® quality.





See page 92 for detailed tie-down information including Steadymate's 4x45° rule.



## ACCESSORIES

### Handle Strap (2 per package)



**15427**

The Handle Strap is designed to fit over the handle of your vehicle and secure to either the Cinchtite 1 and 2 tie-down series.

Working Load Limit: 500 lbs. / 230 kgs.

### Soft Loop (2 per package)



**15471**


BASKET

CHOKER

The 18" Soft Loop is designed to work with any type of tie-down that you are using (specifically the Cinchtite 1 and 2).

Working Load Limit: 1,000 lbs. / 455 kgs.

### Kwik Strap (2 per package)



**15508**

BASKET

CHOKER

Similar in function to the Soft Loop this premium accessory is made with round sling material to add a "little give" over the rougher terrain.

Working Load Limit: 1,000 lbs. / 455 kgs.

### Fleecemate (2 per package)



**15657**

Use with Cinchtite tie-downs, Handle Straps and Soft Loops to protect vehicle finish as well as to prolong the life of the strap.



## WEBBING

See chart on previous page for Cinchtite comparison at a glance.

### CINCHTITE® 1 WORKING LOAD LIMIT 835 lbs./380 kgs.

- Zinc plated, corrosion resistant S Hook.
- Aircraft cam buckle allows fast and efficient locking with easy-to-use press and release.
- Vinyl coated, scratch resistant S Hook.

### CINCHTITE® 2 WORKING LOAD LIMIT 835 lbs./380 kgs.

- Zinc plated, corrosion resistant S Hook.
- Easy-to-use quick tightening ratchet buckle and one-hand release bar.
- Vinyl coated, scratch resistant S Hook.

### CINCHTITE® 3 WORKING LOAD LIMIT 835 lbs./380 kgs.

- Aircraft cam buckle allows fast and efficient locking with easy-to-use press and release.
- Built in Soft Loop to protect your paint and chrome.
- Shock absorbing sling type material
- E coated, scratch resistant S Hook.

### CINCHTITE® 4 WORKING LOAD LIMIT 835 lbs./380 kgs.

- Positive Lock Military Snap Hook, to prevent release over rough terrain.
- Aircraft cam buckle allows fast and efficient locking with easy-to-use press and release.
- Built in Soft Loop to protect your paint.
- Shock absorbing sling type material.
- E coated, scratch resistant S Hook.

### CINCHTITE® 5 WORKING LOAD LIMIT 1,000 lbs./455 kgs.

- Positive Lock Military Snap Hook, to prevent release over rough terrain.
- Easy-to-use quick tightening ratchet buckle and one-hand release bar.
- Built in Soft Loop to protect your paint and chrome.
- Shock absorbing sling type material
- E coated, scratch resistant S Hook.

### CINCHTITE® 6 WORKING LOAD LIMIT 1,670 lbs./757 kgs.

- Positive Lock Military Snap Hook, to prevent release over rough terrain
- Easy-to-use quick tightening ratchet buckle and one-hand release bar.
- Built in Soft Loop to protect your paint and chrome.
- E coated, scratch resistant S Hook.
- Designed with 2" webbing and engineered for the trucking industry.






# AND HARDWARE BEYOND COMPLIANT!

**THERE'S A STEADYMATE CINCHTITE TIE-DOWN FOR ANY MOTORCYCLE, SNOWMOBILE, ATV OR PERSONAL WATERCRAFT**

For securement point kits and fittings, please see page 88.

All Cinchtite tie-downs come 2 in a box, with full instructions – and remember, you'll need 4 tie-downs to properly secure your vehicle.



15464

1" x 5' Tie-Down





15465

1" x 5' Tie-Down





15466

1" x 6' Tie-Down



15468

1" x 6' Tie-Down



15469

1" x 6' Tie-Down





15470

2" x 6' Tie-Down



PRODUITS POUR VÉHICULES RÉCRÉATIFS • PRODUCTOS PARA VEHÍCULOS DE RECREACIÓN





Simply roll the bike onto the chock.  
The weight of the bike automatically locks it in place.

Chock can be used in-shop...

or mounted to a trailer.



SEE WARNINGS ON PAGE 9 • VOIR LES AVERTISSEMENTS EN PAGE 10 • VÉASE LAS ADVERTENCIAS EN LA PÁGINA 11

# WHEEL CHOCK

80014

This heavy duty chock assembles easily in about 15 minutes...and keeps your bike supported straight up (no kick stand required) making one-person operation fast and simple.

It's perfect for scooters, mopeds, dirt bikes, sport bikes, cruisers and chopper-style motorcycles.




# SNOW AND MUD ARE NO MATCH FOR OUR #1 SELLING TOW STRAP

Snowmobile/ATV Tow Strap

15543

Whether stuck in slush, deep powder or mud ensure you are prepared. This rescue strap should be part of every snowmobiler's and four wheeler's tool kit. Durable 1 inch web is 15' long and has snap hook ends so it does not come loose during use.

(Working load limit 835 lbs./380 kgs.)



Versatile soft loop designed to protect paint and chrome.

Spring loaded snap hook locks into steel "D" ring for guaranteed safety.



# ACCESSORIES

*NOTE: Before you secure your stern with one of Steadymate's Transom Trappers, ensure that the bow of your boat is secure on the trailer winch in the lock position by using another of Steadymate's Tie-Downs.*

## Boat Bow Safety Strap 15534



Ensure your boat doesn't bounce off your Bow Rollers by using this preventative Bow Strap.

Working Load Limit:  
835 lbs./380 kgs.



## Personal Watercraft Strap 15535

Created with flexibility in mind. Designed to easily adapt to any make or size of personal water craft for securing to your trailer.

Working Load Limit:  
835 lbs./380 kgs.

**15530**  
2" Ratchet Buckle  
with 27' Web



## Boat Winch Strap 15622

This winch strap is made from resin-coated polyester for minimum stretch and maximum wear resistance. With a 2" Snap Hook it is a rugged strap that provides the strength and durability demanded in a boat trailer tie-down requirement.

Working Load Limit: 1,670 lbs./757 kgs



## Gunwale Strap 15536/15536R

This strap was designed with the outdoorsman in mind. Easy to use and fast to install, this tie-down goes over your boat from one side of the trailer to the other.

**15536** – Cam Buckle (shown)

**15536R** – Ratchet Buckle.

Working Load Limit:  
835 lbs./380 kgs.

1" x 14' length fully extended



# MARINE

Steadymate's Transom Trapper's have been designed with more than just quality and ease of use in mind.

## TRANSOM TRAPPER® I

- Extra long, 3 inch wide gel coat protector prevents scratches from overcenter buckle and hook end.
- Aircraft cam buckle allows fast and efficient locking with easy to use press and release.
- Built in velcro guide ensures gel coat protector does not shift and allows storage of excess web.
- DOT Regulation Compliant, positive locking 1" zinc plated military hook end.
- DOT Regulation Compliant Tags.

## TRANSOM TRAPPER® II

- Extra long, 3 inch wide gel coat protector prevents scratches from overcenter buckle and hook end.
- Overcenter buckle provides additional tension due to a toggle tightening action. This mechanism will not disengage unless manually released.
- DOT Regulation Compliant, positive locking 2" zinc plated military hook end.
- DOT Regulation Compliant Tags.

## TRANSOM TRAPPER® III

### OUR PREMIUM MARINE TIE-DOWN

- Built in velcro guide ensures gel coat protector does not shift and allows storage of excess web.
- DOT Regulation Compliant, positive locking 2" zinc plated military hook end.
- 2" zinc plated extra wide handled ratchet allows cargo type tensioning, just like the big truckers!
- Extra long 4" wide gel coat protector prevents scratches from ratchet and hook end.
- DOT Regulation Compliant positive locking 2" twisted zinc plated military hook will not come loose from the trailer while in transit.

#### Why Twisted?

In "Big" boat applications it evenly distributes the load over the trailer's welded "U" hooks without the strap twisting. This strap is good for both stern and freeboard applications.

- DOT Regulation Compliant Tags.







**15474** Working Load Limit: 835 lbs./378 kgs  
Length range from 12" - 54"



**15475** Working Load Limit: 1,330 lbs./603 kgs  
Length range from 18" - 60"



**15529** Working Load Limit: 3,335 lbs./1,512 kgs  
Length range from 22" - 144"





# REMEMBER... IT'S ONLY AS STRONG AS THE WEAKEST LINK

A PREMIUM STRAP DESERVES A RELIABLE SECUREMENT POINT.

## SECUREMENT POINT KITS

15524



### Surface Mount L Kit – Stainless Steel

The Surface Mount L Kit can be easily installed without any routing. It is an easy bolt-on solution to creating a securement point anywhere in your trailer. Once installed, using the Steadymate Stud Fitting you have a ring fitting for any tie-down solution.

Includes Steadymate Stud Fitting (32401) and installation hardware.



This convenient single step stud fitting simply "plunges" to engage...



...then secures your Steadymate strap.

15526



### Surface Mount E Kit

The Surface Mount E Kit can be easily installed without any routing. It is an easy bolt-on solution to creating a securement point anywhere in your trailer. Once installed, logistic straps, tie-offs and wire hook tie-downs can be used for securing. This is a great solution for two bikes or sleds sharing the same fitting in a double wide trailer.

Includes 1 Tie-Off (660001-2PK) and installation hardware.



Combined with the included tie-off, this kit is easy and convenient...



...simply snap it into place and attach any Steadymate strap.

15525



### Recessed Mount L Kit – Stainless Steel

Have all the flexibility of the Surface Mount L Kit, but with the Recessed Mount L Kit your trailer floor is uninterrupted. Plus it is resistant to the corrosions of the environment.

Includes Triple L Stud Fitting with Pear Ring (32507) and installation hardware.



Simply line up the triple stud fitting with the 3 holes in the mini track.

Push the fitting down and slide forward in the channel to engage.



Attach any Steadymate strap to secure your cargo.

## LOOK HOW EASY THIS KIT IS TO USE!

## PAN FITTINGS

### 2 PER PACKAGE

Pan fittings can be used with any of the Cinchtite series tie-down straps, or other utility straps, rope or chain. Typically pan fittings are mounted in the walls or floors of trucks or trailers.

#### Recessed Mount (2 per package)



32204-2PK



32210-2PK

The Recessed Mount Pan Fitting is a seamless flush fitting that requires a router or hole saw for installation. In order to endure the North American climate they have a gold chromate finish.

#### Working load limit:

835 lbs./380 kgs.

#### Recessed Mount Heavy Duty (2 per package)



7195-2PK

#### Working load limit:

835 lbs./380 kgs.



7196-2PK

#### Working load limit:


1,667 lbs./756 kgs.

These Heavy Duty Pan Fittings are zinc plated and recessed for a flush surface.



# TRAILER SECUREMENT POINTS

PRODUITS POUR VÉHICULES RÉCRÉATIFS • PRODUCTOS PARA VEHÍCULOS DE RECREACIÓN



## TRACK KITS

The same track that is used in the airline industry to secure seats is now available for securing your recreational vehicle. Unlike the fixed point of a pan or floor fitting, Steadymate's 8" L Track Kits allow for more flexibility. Loading your motorcycle, ATV, or snowmobile on your trailer in exactly the same position each time is difficult. The track solution and Stud Fitting provides 8"-16" of front to back adjustment (see diagram below). The larger footprint makes your trailer more universal (Motorcycle in the summer, ATV in the fall). Made of high-strength, 7075-T6 aircraft quality, clear anodized aluminum alloy, this product will last longer than your trailer.

### Surface Mount L Track Kit



15522 – Aluminum

The Surface Mount L Track Kit is an easy install solution for either the floor or wall of your trailer. Comes with one 8" piece of track, Steadymate Stud Fitting (32401) and installation hardware.


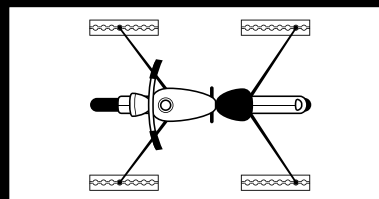
### Recessed Mount L Track Kit



15523 – Aluminum

The Recessed L Track Kit is a seamless flush fit for either the floor or wall of your trailer. Comes with one 8" piece of track, Steadymate's Stud Fitting (32401) and installation hardware.

### 8" – 16" of flexibility.

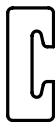


## SERIES L ALUMINUM TRACKS



15544

Same track as in the 15522 surface mount kit shown at the top of this page. Track is available in 100 inch lengths for those who want full trailer tie down capabilities. Pre-drilled and countersunk every 4 inches for easy installation.



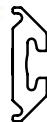
15545

Same track as in the 15523 recessed mount kit shown at the top of this page. Pre-drilled and counter sunk every 4 inches and is available in 100 inch lengths.



15546

Angled profile of this surface mount track gives you an unobstructed floor to allow ease in the loading and unloading of your recreational vehicle. Track length is 100 inches and is pre-drilled and countersunk every 4 inches.



## SERIES E TRACKS



15547 – Galvanized

15548 – Powder Coated

High strength 12 gauge steel. Available in 10 foot lengths.

With our popular E Track mounted in the floor or on the wall of your trailer, you will have the flexibility to add more tie down points and peace of mind when securing your cargo.

## ACCESSORIES AND FITTINGS



32401-2PK

Steadymate's Stud Fitting (L Series)

90° Horizontal Pull  
WLL:  
1,000 lbs./455 kgs.



32507-2PK

Heavy Duty Triple Stud Fitting with Pear Ring (L Series)

90° Horizontal Pull  
Angle WLL:  
1,667 lbs./760 kgs.



FE8301-1-2PK

Series E or A Fitting with 2" D-ring


WLL:  
2,000 lbs./910 kgs.



FE8264-1-2PK

Series E or A Fitting with 1" D-ring


WLL:  
2,000 lbs./910 kgs.



80023-2PK

E-Key Fitting for Decking Beam

Keyhole Slot  
WLL:  
335 lbs./151 kgs.



660001-2PK

Tie-Off 2" Web 6" Length

WLL:  
1,000 lbs./455 kgs.



8663-4PK

Recessed L Track End Cap



8730-4PK

End Cap



FE200751-1PK

Filler Strip for L Track. Available in 25' rolls.





**15530**  
**2" Ratchet Buckle with 27' Web**

Whether in the landscape business or just a weekend construction warrior this heavy duty 2" Ratchet Strap with HD wire hooks is ideal for your Pick-up or Trailer.


**Working Load Limit:** 3,335 lbs./1515 kgs.

*This ergonomically designed ratchet has a non-slip rubberized ratcheting handle and release bar ensuring optimum, yet safe tensioning.*



*Complete with heat treated carbon steel zinc plated wire hooks, this strap has the flexibility of connecting to your trailer frame, box, or other built in attachment points.*

*This 27' strap gives you the flexibility of going either side to side or front to back on your utility trailer.*



**15531**  
**Four Pack of Utility Straps Ratchet Buckle with 12' Web**


Econopack designed to give you 4 utility straps in one package. These light duty 1" ratchet tensioning straps are ideal for securing loads, bicycles, boxes or any other item that you want to ensure doesn't move.



Straps come complete with vinyl coated S Hooks.

Set includes 4 pcs. of #15531-1 Utility Strap Assembly x 12 feet with 1" web and Ratchet Buckle.

**Working Load Limit:** 500 lbs./230 kgs.



**15532**  
**Four Pack of Utility Straps Cam Buckle with 6' Web**

Econopack designed to give you 4 utility straps in one package. These light duty 1" cam tensioning straps are ideal for securing loads, bicycles, boxes or any other item that you want to ensure doesn't move.



Straps come complete with vinyl coated S Hooks.

Set includes 4 pcs. of #15532-1 Utility Strap Assembly x 6 feet with 1" web and Cam Buckle.

**Working Load Limit:** 400 lbs./185 kgs.

## ENHANCE YOUR SECUREMENT WITH THESE HANDY STEADYMATE PRODUCTS




**Vinyl Ratchet Cover**  
**9064-1PK**

The Vinyl Ratchet Cover is designed to prevent abrasion and scratching caused by the metal edges of a ratchet's vibration while in transit. It is made from durable black vinyl, and is held in place around 1" or 2" ratchets with velcro edging.

**Strap Bag**  
**80017**

Most utility trailers offer little to no storage. The Strap Bag, designed for E Track and E Kits, can be used for all your accessories and Tie-Down straps. Bag size 14" high x 24" wide

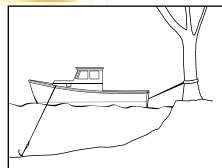



**Tree Saver**  
**15461**

The 6' Tree Saver was developed to ensure you protect Mother Nature from damage caused by cable and chain and to keep tree sap from your expensive Rope or Tie-Down.

**Webbing Size:** 6' long, 4" wide

**Working Load Limit:**  
**Basket:** 11,000 lbs./5000 kgs.  
**Choker:** 5,280 lbs./2395 kgs.



# DEALER SUPPORT

PRODUITS POUR VÉHICULES RÉCRÉATIFS • PRODUCTOS PARA VEHÍCULOS DE RECREACIÓN



15000 - Cinchtite POS Display



17000 - Marine POS Display

It's like a salesperson and a shelving unit all wrapped up in one attention-getting display! Demonstrating shorter versions of actual Cinchtite Tie-Downs, and packed with information to assist your customers in selecting the model that's right for them – this double-sided unit does the selling for you. And...it's FREE with a minimum purchase of the Cinchtite product line.

**15000 – CINCHTITE® STAND UP DISPLAY INCLUDES:**

Part #	Quantity	Description
15000-1	1	Cinchtitle Stand Up Display
15464	6	Cinchtitle 1
15465	6	Cinchtitle 2
15466	6	Cinchtitle 3
15468	6	Cinchtitle 4
15469	6	Cinchtitle 5
15470	3	Cinchtitle 6
15427	3	Handle Strap
15471	3	Soft Loop Strap
15508	3	Kwik Strap
15657	3	Fleecemate

**17000 – MARINE STAND UP DISPLAY INCLUDES:**

Part #	Quantity	Description
17000-1	1	Marine Stand Up Display
15474	16	Transom Trapper I
15475	16	Transom Trapper II
15529	4	Transom Trapper III
15534	3	Boat Bow Safety Strap
15535	3	Personal Watercraft Strap
15536	3	Gunwale Strap – cam buckle
15536R	3	Gunwale Strap – ratchet buckle
15622	3	Boat Winch Strap

**STEADYMATE PACKAGING**

Color-coded and complete with "feature" call-outs – Steadymate packaging simplifies the buying decision by providing each product's benefits at a glance.





***THE MORE YOU KNOW THE BETTER WE  
CAN SERVE YOUR CUSTOMERS TOGETHER.***

# TEXTBOOK SECUREMENT OUR 4 x 45° RULE EXPLAINED



## THE 4

4 securement points is the minimum required by law. 2 in the front and 2 in the rear, each at a 45° angle to the bike as required by law. Modelling software and extensive testing has consistently proven that 4 straps used this way is the bare minimum recommended.

The objective here is to show how to prevent your vehicle from shifting side to side and back to front.

Prevention of movement from side to side and back to front is achieved with tie-downs in 4 opposite corners creating equal tension and balance. It's easy to remember, we call it The Steadymate X. Prevention of movement up and down in transit is the final step. This is explained below.



## THE 45

A bike is a unique tie-down challenge because of its shape. It's like securing a triangle on its point.

Proper securement is a 45° angle from the bike to the floor at all 4 securement points. With this, you have now completed the task of securing your vehicle from the forces of all 3 directions; side to side, front to back and up and down.

Now that you know all the angles, a quick word about ratings. Remember, Steadymate products meet or exceed CVSA Cargo Securement laws and NSCS 10 standards. It is important to stay away from low-rated tie-downs. We recommend that all of the 4 straps used, be rated to the full weight of your vehicle. This is because during sharp turns, one tie-down will be called upon to restrain the total force of your cargo at any one point of the turn. It's the basic physics of inertia: weight is shifted in opposing directions when turning or stopping.







**TYING DOWN YOUR OUTDOOR ADVENTURE TOYS**

# SECUREMENT: 101

We're proud to lead the industry. The Steadymate line-up is designed for securement and ease of use. If you have any questions about our products or how to use them, please go on-line at [steadymate.com](http://steadymate.com) or call our Customer Service team in the United States at (800) 848-6057 and in Canada at (800) 268-3530.

PRODUITS POUR VÉHICULES RÉCRÉATIFS • PRODUCTOS PARA VEHÍCULOS DE RECREACIÓN




Notice the cross-tie method using alternate track to achieve 45° angle



ATV secured in a confined space such as a pick-up truck.

See our website for full pick-up truck tie-down suggestions.



Recessed mount L track used as anchor point

Steadymate's Handle Strap used in a straight pull, secured with Cinchtite 1




Steadymate's Handle Strap used in a cross pattern over gas tank, secured with Cinchtite 1 and 660001-2PK tie-off in an E-Track environment.



Versatile Soft Loop used to secure this ATV, can be used with Cinchtite 1 or 2. Shown in choker hold.



The Cinchtite 5 in action! The built-in Soft Loop is used to protect painted and chrome surfaces.



Cinchtite 3 with built-in Soft Loop to protect push bar while securing sled in the trailer.

Recessed pan fittings make loading and unloading easy while giving a clean floor appearance (32204-2PK or 32210-2PK)



Ideal tie angle of 45° to achieve maximum securement. Snap Hook makes sure the Cinchtite 6 stays in place.

Surface mount L Kit (15524) shown with Heavy Duty Triple Stud fitting with Pear Ring (32507-2PK)



## POINT OF SALE DISPLAYS

We offer a complete line-up of marketing support materials to help build your business.

Contact your Kinedyne Sales Representative to find out more about the Kinedyne marketing tool solution that's best for your business.



**AWARD WINNING POP DISPLAY**

These innovative POP Displays are like having an extra sales person on the floor. See page 91 for details.

**15000** – Cinchtite POS Display  
**17000** – Marine POS Display

ALSO AVAILABLE FOR MARINE PRODUCTS.




**POP – ENGLISH**  
**POP – FRENCH**

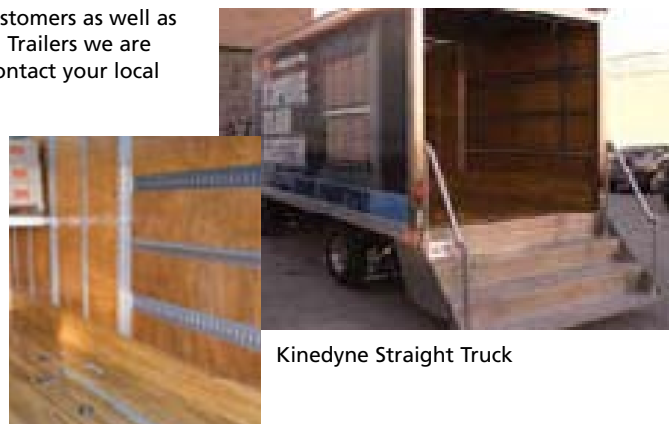
This versatile point of sale display tells the GRIP LINK story to your customers. Available in English and French formats.



**FG1** – Kinedyne Floor Graphic

## PRODUCT TRAINING ACCESSORIES

Kinedyne is committed to providing cargo securement training customers as well as fleets. Armed with both a straight truck and two Flatbed Training Trailers we are prepared to ensure that everyone understands the regulations. Contact your local Sales Representative to book training with either of these tools.



## KINEDYNE DISPLAY BOARDS

If you have a challenged display environment or an area where you'd like to promote existing products "at a glance" try purchasing one of our three Kinedyne Display Boards.



**DB1**  
Interior Van Products and Track  
30"L x 3/4"W x 24"H



**DB2**  
Flatbed Products  
30"L x 3/4"W x 24"H



**DB3**  
Chain and Chain Accessories  
30"L x 3/4"W x 24"H


NOTE: Product selection on the display boards is subject to change without notice.

## CARGO SECUREMENT TRAINING KITS

This comprehensive kit provides a cargo securement training program which addresses the requirements of FMCSR §392.9 and 393 and covers proper securement techniques, working load limit and aggregate working load limit standards, guides to determining the number of and type of tie-downs to be used and when to examine and adjust cargo loads. Other topics covered in this program include pre-trip inspection, cargo distribution, securement devices, re-checking cargo, personal safety, and more. The program includes two animated scenarios:

The kits were developed to provide training content related to safe load securement principles for both Flatbed and Interior Van trailers. The kits include:

- (1) Video in DVD format with menu
- (1) Instructor's Guide
- (11) Driver Handbooks
- (10) Wallet Card Reference Sheets
- (1) Cargo Securement Sliding Calculator
- (2) Awareness Posters
- (1) Trainer Tools CD-ROM



**10001060 – FLATBED SECUREMENT KIT**



**10001055 – INTERIOR VAN SECUREMENT KIT**

## KINEDYNE TIE-DOWN REFERENCE CARD



**PCWLL – Tie-Down Card**

Ensure every truck has a Kinedyne Tie-Down Reference Card in the glove box. It takes the "gray area" out of cargo securement regulations and makes them Kinedyne "black and gold".



## NUMERICAL INDEX

Part No.	Page	Part No.	Page	Part No.	Page	Part No.	Page	Part No.	Page
10001055	95	101-12625	30	15407	35	1806	41	262720	13
10001060	95	101-12750	30	15407-1	35	1814	46	262820	24
10002	35	101-13312	30	15407-2	35	1815	46	262839	24
10003	35	101-13375	30	15410-101KIT	77	1816-1	45	262884	24
10004	35	101-14250	31	15410PK	77	1816-1C	45	263020	13
1000E	58	101-14312	31	15411PK	77	1816-2	45	263060	13
10022	57	101-14375	31	15412PK	77	1816-2C	45	2820	15
10023	26	101-14500	31	15413PK	77	1816-3	45	29V9920	24
10025	26	101-15312	31	15427	82	1818-1	45	29V9939	24
10025-141	26	101-15375	31	15455-101KIT	77	1818-2	45	30100G	59
10025GH	30	101-16312	31	15455PK	77	1818-2C	45	30105A	59
1003	67	101-16375	31	15456PK	77	1818-3	45	30105G	59
10030	19	101-17312	30	15457PK	77	1819R	44	30118A	59
10032	18	101-17375	30	15458PK	77	1820	15	30118E	59
10033	18	10120	33	15461	90	1820P2	15	30118G	59
10034	26	10121	47	15464	83	1820S	15	30118L	59
10034-092	26	10121-1	47	15465	83	1831	72	30122A	59
10034-16BRL	27	10122	48	15466	83	1840	49	30202F	58
10034-16BX	27	10123	47	15468	83	1845	50	30202P	58
10034-20BRL	27	10123-1	47	15469	83	1846-102	44	3054G	58
10034-20BX	27	10125-31	48	15470	83	1846-102XL	44	3084F	58
10034-25BRL	27	10134	48	15471	82	1846-96	44	31000	60
10034-25BX	27	10146	47	15472	80	1856-4	44	31003	60
10034GH	30	1015	64	15474	87	1863	32	31100	63
10035	29	10157	47	15475	87	1865	32	31104	62
10035HD	29	10159-27	47	15495	33	1866	43	31210	62
10035T	29	10159-37	47	15496	33	1866-2	43	31410	66
10035XHD	29	1016	68	15500	31	1866-8	43	31417	66
10036	28	1020	16	15501	31	1880	17	32204	73
10036HD	28	10203B	16	15502	31	2005	40	32204-2PK	88
10036XHD	28	1020C	16	15503	79	2005A	40	32210	73
10037	33	1020LP	16	15504	79	2005S	40	32210-2PK	88
10038	26	1020S	16	15505	31	2010B	58	322721	12
10038-060	26	1020ZP	16	15506	31	2010SBP	58	322740	12
10038-16BRL	27	1021	64	15507	31	2019	39	323021	12
10038-16BX	27	1023	70	15508	82	2019-060	39	323025	12
10038-20BRL	27	1025	70	15520	79	2025	40	323040	12
10038-20BX	27	1026	70	15522	89	2025-060	40	323084	12
10038-25BRL	27	1027	70	15523	89	2043	57	32326	74
10038-25BX	27	10421	36	15524	88	2044	57	32334	74
10038GH	30	10423	36	15525	88	2051-072	56	32336	74
10039	29	10427-32	51	15526	88	2052-072	56	32340	74
1004	67	10427-45	51	15529	87	2054G	58	32343	74
10046	28	1044	64	15530	80, 86, 90	2071-072	54	32367	74
10047	29	1101	65	15531	80, 90	2071-072SM	54	32401	72
10048-2	28	1102	65	15531-1BX	80	2071CAP	55	32401-2PK	89
10049	28	1103	65	15532	80, 90	2072-072	54	32505	72
1005	67	1104	65	15532-1BX	80	2072-072SM	54	32507	72
10050	26	1105	75	15533	78	2072CAP	55	32507-2PK	89
10050-16BRL	26	12004	17	15534	86	2073-072	55	32620	72
10050-20BRL	26	12004BM	16	15535	86	2080F	58	33115	74
10050GH	30	12004SP	16	15536	86	2084F	58	33116	74
10052	48	12016	17	15536R	86	2200	33	33206	68
10053	48	1202	66	15543	85	2210NR	33	33207	68
1006	68	1207	65	15544	89	2210EPDM	33	33209	69
10062	49	1209	66	15545	89	2215NR	33	33210	69
1007	68	1211	66	15546	89	2215EPDM	33	34025-14	69
10081	48	1212	66	15547	89	2221NR	33	34025-3	69
10085	48	12125S	66	15548	89	2221EPDM	33	34025-30	69
10085XL	48	13002	16	15602	21	222520	24	34025-40	69
10088	48	13008	16	15622	86	222539	24	34031-10	67
10091	20	14001	17	15653G024	79	222584	24	34031-12	68
10092	20	14001NP	17	15653G024-SL1	79	222720	12	34031-17	68
10094	20	14006	17	15653G036	79	222820	24	34031-18	67
10096	49	14006NP	17	15653G036-SL1	79	222839	24	34031-8	67
10109	33	14011G	15, 17	15653G044-SL1	79	222884	24	34035-6	75
1010P	58	14011NP	15, 17	15657	82	223020	12	34038-3	64
101-10250	30	15000	91, 94	15661-1	79	223039	12	34038-4	64
101-10312	30	1512	50	15664	79	223060	12	34109-5	75
101-10375	30	15151	79	15665	79	223084	12	34109-6	75
101-10500	30	1518	50	15668	78	2231NR	33	360506	35
101-11500	30	1524	50	16111-114	55	2231EPDM	33	360506SP	35
101-11625	30	15360	78	17000	91, 94	2241NR	33	3606	15
101-12250	30	15400-101KIT	77	1703	69	2241EPDM	33	3606-12	15
101-12312	30	15400PK	77	1802E	58	24Q9934	24	3606FHR	15
101-12375	30	15401PK	77	1802G	58	262520	24	3607	15
101-12437	30	15402PK	77	1802F	58	262539	24	3608	16
101-12500	30	15403PK	77	1805	41	262584	24	3608FHR	16





## NUMERICAL INDEX

Part No.	Page	Part No.	Page	Part No.	Page	Part No.	Page	Part No.	Page
363021	13	512784	23	642003	37	803	61	FE101P-012	32
363040	13	512784PAK	21	642004	37	804	61	FE103P	59
37022	32	513020	23	642015	37	804HK	61	FE129A	59
37024	32	513020PAK	21	642035	37	8045S	61	FE129E	59
37025	32	513039	23	651201	38	806	61	FE129G	59
37026	32	513060	23	651202	38	808	61	FE165F	58
37028	32	513060PAK	21	651203	38	809	60	FE174G	58
3703	75	513084	23	651204	38	810	60	FE200744	72
37030	18	513084PAK	21	651235	38	811	61	FE200751-1PK	89
37031	18	519920	24	651601	38	815	61	FE201005-50	89
37032	19	519920PAK	21	651601BX	38, 80	81D1218	37	FE702-01	39
37032-2	19	519939	24	651602	38	81D1618	37	FE702-01-060	39
37033	18	519960	24	651603	38	81D2018	37	FE7053-1. 43, 54, 55, 56	39
3704	71	519984	24	651604	38	8656	36	FE725-01	40
3705-2	71	532720	22	651635	38	8663	41	FE7495-1	45
3705-3	71	533020	22	651692	57	8663-4PK	89	FE7495-1C	45
37D1218	37	533039	22	652001	38	8669	65	FE7495-3	45
37D1618	37	533060	22	652002	38	8670	65	FE7495-3C	45
37D2018	37	539920	24	652003	38	8670V	65	FE750-01-PD4	41
3820	15	539939	24	652004	38	8670Z	65	FE751-01-PD4	41
3820SDSPC	15	539960	24	652035	38	8694-30	56	FE752-01-PD4	41
3820SDSPCG	15	552721	23	660001	50	8694-31	56	FE7630-7	60
3820SPC	15	552740	23	660001-2PK	50, 88, 89	8730	40	FE7700-1	61
3820SPCG	15	553021	23	660002	50	8730-4PK	89	FE7900-1	66
4050G	58	553036	23	660003	50	9100-96	56	FE7915-1	64
4080E	58	553040	23	660015	50	9100-96C	56	FE7936-1	70
4080F	58	559921	24	660018	50	9100-102	56	FE7955-8HD	43
4080Y	58	559940	24	710681	35	9100-102C	56	FE8000-1	42
4084F	58	559950	24	710987PK	25	9100-102NLH	56	FE8000-12	42
40T2521	24	562720	24	711281/45PK	25	9003	68	FE8000-12XL	42
40T2540	24	562739	24	711281PK	25	9004	77	FE8001-2	50
40T2550	24	562784	24	711386PK	25	9026	75	FE8028-1	65
40T2821	24	563020	24	711587PK	25	903	63	FE8029-1	71
40T2840	24	563039	24	711681/45PK	25	905	64	FE8050-5	43
40T2850	24	563060	24	711681PK	25	9064-1PK	90	FE8050-6	43
40U2521	24	563084	24	712081/45PK	25	9065-1	55	FE8055-1	62
40U2536	24	569920	24	712081PK	25	9065-102	55	FE8066-1	42
40U2821	24	569939	24	7190	73	9065-4	55	FE8066-3	42
40U2836	24	569984	24	7195	73	9065-96	55	FE8066-3XL	42
422710	12	572720	23	7195-2PK	88	9075-102	54	FE8066 067-078	42
422721	12	572720PAK	21	7196	73	9075-96	54	FE8090-2-1	51
422740	12	573020	23	7196-2PK	88	9085-20	54	FE8090-4-1	51
423000	12	573020PAK	21	750681	35	909	62	FE8090-54	51
423010	12	579920	24	750687PK	25	910	62	FE8090-65	51
423021	12	5820	15	751587PK	25	9121	34	FE8171-1	75
423030	12	5820G	15	760987PK	25	9122	34	FE8264-1	72
423040	12	5820SD	15	761587PK	25	9123	34	FE8264-1-2PK	89
423510	12	5820SDG	15	77F9920	24	9124	34	FE8265-1	63
423521	12	5820ZP	15	77F9939	24	9125	34	FE8301-1	71
424010	12	582720	24	77F9960	24	9126	34	FE8301-1-2PK	89
424021	12	583020	24	77F9984	24	9127	34	FE8306-1	71
425010	12	589920	24	77Q9934	24	914	63	FE8400-1	69
425021	12	592721	23	77T9921	24	974	64	FE8427-1	75
43001	39	592736	23	77T9940	24	975	64	FF877HD	43
43002	39	593021	23	77T9950	24	9820H	17	FG1	94
43002-060	39	593036	23	77U9921	24	C1003	67	JB101	46
43003	39	593040	23	77U9936	24	C1020	67	JB101XL	46
43004	39	599921	24	77V9920	24	C1823	72	JB109	47
43009-2	50	599936	24	77V9939	24	C1831	72	JB109XL	47
43010	62	605	62	7820	15	CN-390	79	K2KB699	57
43020-1	71	607	62	7820G	15	CS10	32	KB699	57
462534	24	608	62	7820P2	15	CS10-012	32	L1KB699	57
462710	13	641201	37	800	60	CS10-024	32	PCWLL	95
462721	13	641202	37	80007	43	CS20	32	POP-ENGLISH	94
462740	13	641203	37	80014	85	CS20-012	32	POP-FRENCH	94
462834	24	641204	37	80017	51, 90	CS20-024	32	TN-022	78
463010	13	641215	37	80022-001	54	CS30	32	TN-061HD2C	78
463021	13	641235	37	80022-010	54, 55	CS30-012	32	TN-076	78
463030	13	641601	37	80023	43	CS30-024	32	TN-076F	78
463034	13	641601BX	37, 80	80023-2PK	89	CS40	32	TN-076S	78
463040	13	641602	37	80026	78	CS40-012	32	VS20-012	32
4900E	58	641603	37	80040	72	CS40-024	32	VS30-012	32
4900F	58	641604	37	80044	36	DB1	95	VS40-012	32
4900G	58	641615	37	80094-010	56	DB2	95		
512720	23	641635	37	80094-012	56	DB3	95		
512720BX	23, 80	641692	57	80094-114	56	FE101P	32		
512720PAK	21	642001	37	80111	32, 49				
512739	23	642002	37	802	61				





## KINEDYNE LOCATIONS

### United States

Corporate Headquarters  
Kinedyne Corporation  
151 Industrial Parkway  
Branchburg, NJ 08876-3451  
Phone: (908) 231-1800  
Fax: (908) 231-1379  
Web Site: [www.kinedyne.com](http://www.kinedyne.com)

Kinedyne Corporation  
1104 Washington Ferry Road  
Prattville, AL 36067-4849

Kinedyne Corporation  
3701 Greenway Circle  
Lawrence, KS 66046-5442

Kinedyne Corporation  
640 Maestro Drive, Suite 102  
Reno, NV 89511-2207

### Canada

Kinedyne Canada Limited  
10 Maybrook Drive  
Toronto, Ontario M1V 4B6  
Phone: (416) 291-7168  
Fax: (416) 291-0814  
Web Site: [www.kinedyne.com](http://www.kinedyne.com)

### Mexico

Sistemas Kinedyne, S.A. de C.V.  
Calzada de Las Armas, No. 130-A  
Col. Industrial Las Armas  
Tlalnepantla, Edo. de Mexico 54080  
Phone: 011-5255-5318-4844  
Fax: 011-5255-5318-4215  
E-mail: [Sistemas@kinedyne.com.mx](mailto:Sistemas@kinedyne.com.mx)  
Web Site: [www.kinedyne.com.mx](http://www.kinedyne.com.mx)

Sistemas Kinedyne, S.A. de C.V.  
Calle Rosa No. 1822  
Col. Moderna, Monterrey  
Nuevo Leon, C.P. 64530  
Phone: 011-52-81-8331-4784

### China

Nantong Kinedyne Limited  
26-1 South Tongshen Road  
Nantong, Jiangsu, P.R.C. 226017  
Phone: 011-86-513-8599-6100  
Fax: 011-86-513-8599-6533

## KINEDYNE CUSTOMER SERVICE

### United States

Kinedyne Corporation  
3701 Greenway Circle  
Lawrence, KS 66046-5442  
Phone Toll Free: (800) 848-6057  
Fax Toll Free: (888) 810-9006  
E-mail: [customerservice@kinedyne.com](mailto:customerservice@kinedyne.com)  
Web Site: [www.kinedyne.com](http://www.kinedyne.com)

### Canada

Kinedyne Canada Limited  
160 Dynamic Drive  
Toronto, Ontario M1V 5A5  
Phone Toll Free: (800) 268-3530  
Fax Toll Free: (800) 663-7318  
E-mail: [orderdesk@kinedyne.com](mailto:orderdesk@kinedyne.com)  
Web Site: [www.kinedyne.com](http://www.kinedyne.com)

### International

International Sales Department  
Kinedyne Corporation  
3701 Greenway Circle  
Lawrence, KS 66046-5442  
Phone: (785) 841-4000 Ext. 305  
Fax: (785) 841-3668  
E-mail: [IntlSales@kinedyne.com](mailto:IntlSales@kinedyne.com)  
Web Site: [www.kinedyne.com](http://www.kinedyne.com)

Assistance is available in English, French and Spanish.  
L'aide est disponible en anglais, français et espagnol.  
La ayuda está disponible en Inglés, francés y español.

## KINEDYNE GLOBAL SALES NETWORK

### Japan

Exclusive Distributor  
TDS Corporation  
11F JPR Yokohama Nihon-Odori Building  
17 Nihon Odori Nakaku  
Yokohama 231-0021 Japan  
Phone: +81 45 664-4888  
E-Mail: [sales@tdscorp.co.jp](mailto:sales@tdscorp.co.jp)  
Web Site: [www.tdscorp.co.jp](http://www.tdscorp.co.jp)

### United Kingdom

Sales Agent  
Cargo Securing Solutions Limited  
1st Floor, No. 1 Waterton Park  
Bridgend CF31 3PH  
Mid Glamorgan UK  
Phone: +44 (0) 1656 644 490  
E-mail: [mike@cargosecuringsolutions.co.uk](mailto:mike@cargosecuringsolutions.co.uk)  
Web Site: [www.kinedyne.co.uk](http://www.kinedyne.co.uk)

## GENERAL INFORMATION

- Specifications:** All specifications shown in this catalog are subject to change without notice. All drawing dimensions are shown in inches [and millimeters] and are for reference only.
- Special Services:** **Engineering Services**  
Kinedyne conducts a full-scale, on-going program of research and development of new products for the cargo control industry. This effort is supported by an experienced engineering staff which has produced many innovations in the industry. Our staff, working with our Sales and Customer Service Representatives, is available to solve all customer cargo control challenges. Our staff includes a Sales Engineer, available to travel to customer locations and evaluate their application challenges on site. All drawings shown in this catalog are for reference only. A copy of this catalog is available for download in Adobe Acrobat format on the Kinedyne web site. Detailed CAD drawings are available by request from Kinedyne Engineering staff. Contact our Customer Service team or your local Account Executive for all technical requirements.
- Quality Control & ISO Certification:** Our corporate mission is to attain the highest Quality standards in our industry. In order to achieve this goal, Quality Management systems at key Kinedyne manufacturing facilities have been implemented to ensure compliance to the ISO9001:2008 standard. Components used to fabricate Kinedyne products are processed through a rigorous Quality Control system to ensure the highest possible performance and reliability of finished assemblies. A majority of the components and finished assemblies are manufactured by Kinedyne at our own facilities under the supervision of Kinedyne employees. Kinedyne products are manufactured according to the latest applicable international standards and specifications designated by various Government entities.
- Pricing:** This catalog does not contain any pricing information. To obtain price sheets, shipping policy and terms of sale, contact your authorized Kinedyne Distributor or Kinedyne Customer Service for all pricing requests.
- Special Offers:** Products in this catalog do not represent everything Kinedyne has to offer. Many different customizations and product variations (special colors, different types of webbing, special applications, variations of steel products, etc.) can be quoted based on project requirements. Lead times will vary based on the complexity of the request.


### Additional information available on Kinedyne products includes:

- Inspection, Operating Practices and Care of Kinedyne Synthetic Web Cargo Securement Tie-downs.
- Buckle/Web Threading Guide
- Cam Buckle Operating Instructions
- Ratchet Buckle Operating Instructions
- Winch Care and Operation
- Ratchet Chain Binder Instructions and Warning
- Lever Chain Binder Instructions and Warning
- Kaptive Beam Installation Instructions
- Winch Track Installation Instructions

### Proprietary Information

All trademarks and patents identified in this catalog are the intellectual property of Kinedyne Corporation and are based on applications filed in the United States; Canada; Mexico; China; Argentina; Brazil; Chile; India; Australia; the European Union; Switzerland; Japan; Korea; and the Russian Federation.

CINCH-TITE® • KAPTIVE BEAM® • KINEDYNE® • SAF-T-BAR II®  
STEADYMATE® • STRAPPAK® • TITAN® • TRANSOM TRAPPER®  
“K KINEDYNE STEADYMATE CINCHTITE®”



## WARRANTY STATEMENTS

### LIMITED WARRANTY

Kinedyne products are warranted for a period of six (6) months from date of shipment to be free from defects in material or workmanship. Any products found to be defective in material or workmanship within the warranty period will be repaired or replaced. This warranty does not extend to any product which has been subjected to misuse, abuse, accident, negligence, exposure to the elements or chemicals, alteration or unauthorized repair. Upon notification that a product has been found to be defective, an authorized return number must be issued by Kinedyne prior to return of product. Kinedyne will issue a Return Authorization and confirm the location the product should be returned to via Prepaid freight.

THIS LIMITED WARRANTY IS IN LIEU OF ALL OTHER WARRANTIES EXPRESSED OR IMPLIED, INCLUDING BUT NOT LIMITED TO ANY IMPLIED WARRANTY OR MERCHANTABILITY OR FITNESS FOR ANY PRACTICAL PURPOSE. IN NO EVENT WILL THE COMPANY BE LIABLE FOR SPECIAL, INDIRECT OR CONSEQUENTIAL DAMAGES OR LOSS OF VEHICLE, CARGO OR PROFITS.

*NOTE: The following warranties are limited to the specific products noted and supersede our standard Limited Warranty for the noted products.*

### CAST MANDREL WINCH WARRANTY

All Kinedyne Cast Mandrel Winches are warranted for a period of three (3) years from date of shipment to be free from defects in material and workmanship.

THIS WARRANTY IS LIMITED TO PROPER FUNCTIONALITY DURING NORMAL OPERATION AND DOES NOT EXTEND TO ANY PRODUCT WHICH HAS BEEN SUBJECTED TO MISUSE, ABUSE, ACCIDENT, NEGLIGENCE, EXPOSURE TO THE ELEMENTS OR CHEMICALS, ALTERATION OR UNAUTHORIZED REPAIR. DUE TO VARYING ENVIRONMENTAL CONDITIONS AND APPLICATIONS, IT IS NOT UNUSUAL TO EXPERIENCE VARYING DEGREES OF RUSTING OR WEAR DURING THE WARRANTY PERIOD.

### K2 KAPTIVE BEAM SYSTEMS WARRANTY

All Kinedyne K2 Kaptive Beam Systems and Components are warranted for a period of two (2) years from date of shipment to be free from defects in material and workmanship.

THIS WARRANTY IS LIMITED TO PROPER FUNCTIONALITY DURING NORMAL OPERATION AND DOES NOT EXTEND TO ANY PRODUCT WHICH HAS BEEN SUBJECTED TO MISUSE, ABUSE, ACCIDENT, NEGLIGENCE, EXPOSURE TO THE ELEMENTS OR CHEMICALS, ALTERATION OR UNAUTHORIZED REPAIR.

### GARANTIE LIMITÉE

Les produits Kinedyne sont garantis pour une période de six (6) mois suivant la date d'expédition, contre tout défaut de matériau ou main-d'œuvre. Tout produit comportant un défaut de matériau ou de fabrication durant la période de garantie sera réparé ou remplacé. Toute mauvaise utilisation, abus, accident, négligence, exposition aux éléments ou produits chimiques, altération ou réparation non-autorisée annule la présente garantie. Sur réception d'un avis indiquant qu'un produit est défectueux, un numéro de retour autorisé doit être émis par Kinedyne avant de retourner le produit. Kinedyne émettra un numéro d'Autorisation de Retour et indiquera à quel endroit le produit doit être retourné par envoi prépayé.

CETTE GARANTIE LIMITÉE REMPLACE TOUTE AUTRE GARANTIE EXPLICITE OU IMPLICITE, INCLUANT ET SANS TOUTEFOIS S'Y LIMITER TOUTE GARANTIE OU QUALITÉ MARCHANDE OU CONDITION POUR TOUTE USAGE PRATIQUE. EN AUCUN CAS LA COMPAGNIE SERA TENUE RESPONSABLE POUR TOUT DOMMAGE SPÉCIAL, INDIRECT OU CONSÉCUTIF OU TOUTE PERTE DE VÉHICULE, CHARGEMENT OU PROFITS.

*NOTE : Les garanties suivantes sont limitées aux produits spécifiques mentionnés et remplace notre Garantie Limitée pour lesdits produits.*

### GARANTIE POUR TREUIL À MANDRIN COULÉ

Tous les Treuils à Mandrin Coulé de Kinedyne sont garantis contre tout défaut de matériau ou fabrication pour une période de trois (3) ans à compter de la date d'expédition.

CETTE GARANTIE EST LIMITÉE À LA FONCTIONNALITÉ ADÉQUATE LORS D'OPÉRATIONS NORMALES, ET NE S'APPLIQUE PAS AUX PRODUITS AYANT FAIT L'OBJET DE MAUVAISE UTILISATION, ABUS, ACCIDENT, NÉGLIGENCE, EXPOSITION AUX ÉLÉMENTS OU PRODUITS CHIMIQUES, ALTÉRATION OU RÉPARATION NON-AUTORISÉE. EN RAISON DES CONDITIONS ENVIRONNEMENTALES ET APPLICATIONS VARIÉES, IL N'EST PAS ANORMAL DE CONSTATER DIVERS DEGRÉS DE CORROSION OU USURE DURANT LA PÉRIODE DE GARANTIE.

### GARANTIE POUR LES SYSTÈMES K2 KAPTIVE BEAM

Tous les systèmes K2 Kaptive Beam de Kinedyne et leurs composantes sont garantis contre tout défaut de matériau ou fabrication pour une période de deux (2) ans à compter de la date d'expédition.

CETTE GARANTIE EST LIMITÉE À LA FONCTIONNALITÉ ADÉQUATE LORS D'OPÉRATIONS NORMALES, ET NE S'APPLIQUE PAS AUX PRODUITS AYANT FAIT L'OBJET DE MAUVAISE UTILISATION, ABUS, ACCIDENT, NÉGLIGENCE, EXPOSITION AUX ÉLÉMENTS OU PRODUITS CHIMIQUES, ALTÉRATION OU RÉPARATION NON-AUTORISÉE.

### GARANTÍA LIMITADA

Los productos de Kinedyne tienen una garantía de seis (6) meses, a partir de la fecha de su despacho, para estar libre de defectos materiales o de fabricación. Cualquier producto que se reporte como defectuoso dentro de este periodo de garantía, será reparado o reemplazado por uno nuevo. El mal uso, abuso, accidente, la negligencia, exposición a elementos o productos químicos, alteración o reparación sin autorización anula la presente garantía. Luego de recibir notificación de la detección de un producto defectuoso, Kinedyne deberá emitir un número autorizado para su devolución. Kinedyne emitirá una autorización para la devolución y confirmará la ubicación para que pueda ser enviado de vuelta el producto defectuoso, por medio de un flete pre-pagado.

ESTA GARANTÍA LIMITADA ACTÚA EN REPRESENTACIÓN DEL RESTO DE GARANTÍAS EXPRESADAS O IMPLICADAS, INCLUYENDO SIN LIMITARSE, A CUALQUIER GARANTÍA IMPLICADA, CALIDAD COMERCIAL O CONDICIÓN PARA CUALQUIER PROPÓSITO. EN NINGUN CASO LA COMPAÑÍA NO SERÁ CONSIDERADA RESPONSABLE POR DAÑOS ESPECIALES, INDIRECTOS O CONSECUENCIALES, O PÉRDIDAS DE VEHÍCULOS, CARGA O GANANCIAS.

*NOTA: Las siguientes garantías se limitan a los productos específicos mencionados y reemplazan nuestra Garantía Limitada Standard, para los productos a los cuales se aplican.*

### GARANTÍA DEL MALACATE CON MANDRIL FUNDIDO

Todos los malacates con mandril fundido de Kinedyne tienen una garantía de tres (3) años por todo defecto material o de fabricación a partir de la fecha de su despacho.

ESTA GARANTÍA SE LIMITA A SU FUNCIONALIDAD ADECUADA DURANTE SU OPERACIÓN USUAL, Y NO SE EXTIENDE A NINGÚN PRODUCTO QUE HAYA SIDO SUJETO A MAL USO, ABUSO, ACCIDENTE, NEGLIGENCIA, EXPOSICIÓN A ELEMENTOS O PRODUCTOS QUÍMICOS, ALTERACIÓN O REPARACIÓN SIN AUTORIZACIÓN. DEBIDO A LA VARIACIÓN DE LAS CONDICIONES AMBIENTALES Y APLICACIONES, PUEDE SER USUAL EXPERIMENTAR VARIOS GRADOS DE OXIDACIÓN O DESGASTE DURANTE EL PERÍODO QUE CUBRE LA GARANTÍA.

### GARANTÍA DEL SISTEMA CAPTIVO K2

Todos los Sistemas Captivos K2 de Kinedyne y sus componentes, tienen una garantía de dos (2) años por todo defecto material o de fabricación a partir de la fecha de su despacho.

ESTA GARANTÍA SE LIMITA A SU FUNCIONALIDAD ADECUADA DURANTE SU OPERACIÓN USUAL, Y NO SE EXTIENDE A NINGÚN PRODUCTO QUE HAYA SIDO SUJETO A MAL USO, ABUSO, ACCIDENTE, NEGLIGENCIA, EXPOSICIÓN A ELEMENTOS O PRODUCTOS QUÍMICOS, ALTERACIÓN O REPARACIÓN SIN AUTORIZACIÓN.

## INDUSTRY STANDARDS REFERENCE

For information on federal, state, provincial and local industry standards, please contact the following agencies or reference the specific regulatory standards. Please note this is not intended to be an all inclusive list.

- U.S. Department of Transportation Federal Highway Administration (FHWA),
- Federal Motor Carrier Safety Regulations FMCSRs 0,
- Title 49 of the Code of Federal Regulations (CFR): Sections 392.9,
- Safe Loading; Part 393, Subpart 1 Protection Against Shifting or Falling Cargo

Copies may be purchased from the U.S. Government Printing Office, (202) 512-1800. For specific questions, you may contact:

### United States

Federal Highway Administration  
400 Seventh Street, SW,  
Washington, D.C., 20590  
Phone: (202) 366-4009  
Fax: (202) 366-8842  
Web Site: [www.fhwa.dot.gov](http://www.fhwa.dot.gov)

Federal Motor Carrier Safety  
Administration  
400 7th Street SW  
Washington, DC 20590  
Phone: (800) 832-5660  
Web Site: [www.fmcsa.dot.gov](http://www.fmcsa.dot.gov)

### Canada

The Ministry of Transportation  
Contact offices in each Province  
Web Site: [www.mto.gov.on.ca](http://www.mto.gov.on.ca)

### Mexico

Instituto Mexicano del Transporte  
Centro DIIT-OCDE Mexico  
Apartado Postal 1098  
76000 Queretaro, QRO  
Phone: (442) 216-9777  
Fax: (442) 216-9671  
Web Site: [www.imt.mx](http://www.imt.mx)

## INDUSTRY TRADE GROUPS

### Heavy Duty

American Trucking Association  
ATA Headquarters  
950 North Glebe Road, Suite 210  
Arlington, VA 22203-4181  
Phone: (703) 838-1700  
Web Site: [www.truckline.com](http://www.truckline.com)

Heavy Duty Distributor Council  
16 Barrie Blvd., Unit 3B  
St. Thomas, ON N5P 4B9  
Web Site: [www.hddc.on.ca](http://www.hddc.on.ca)  
Phone: (519) 631-9424

National Trailer Dealers Association  
9864 E. Grand River Avenue, Suite 110, Box #290  
Brighton, MI 48116  
Phone: (800) 800-4552  
Fax: (810) 229-5961  
Web Site: [www.ntda.org](http://www.ntda.org)

Truck Trailer Manufacturers Association  
1020 Princes Street  
Alexandria, VA 22314-2247  
Phone: (703) 549-3010  
Fax: (703) 549-3014  
Web Site: [www.ttmanet.org](http://www.ttmanet.org)

VIPAR Heavy Duty, Inc.  
760 McArdle Dr., Suite D  
Crystal Lake, IL 60014  
Phone: (815) 788-1700  
Web Site: [www.vipar.com](http://www.vipar.com)

Web Sling & Tie Down Association  
2105 Laurel Bush Road, Suite 200  
Bel Air, MD 21015  
Phone: (443) 640-1070  
Fax: (443) 640-1031  
Web Site: [www.wstda.com](http://www.wstda.com)

### Light Duty & Medium Duty

National Association of Trailer Manufacturers  
1320 SW Topeka Blvd.  
Topeka, KS 66612-1817  
Phone: (785) 272-4433  
Fax: (785) 272-4455  
Web Site: [www.natm.com](http://www.natm.com)

North American Trailer Dealers Association  
5901 Sun Boulevard, Suite 100A  
St. Petersburg, FL 33715  
Phone: (727) 360-0404  
Fax: (727) 231-8356  
Web Site: [www.natda.org](http://www.natda.org)

### Recreational Vehicles

National Marine Distributors Association  
37 Pratt St  
Essex, CT 06426  
Phone: (860) 767-7898  
Web Site: [www.nmdaonline.com](http://www.nmdaonline.com)

National Marine Manufacturers Association  
231 S. LaSalle Street, Suite 2050  
Chicago, IL 60604  
Phone: (312) 946-6200  
Web Site: [www.nmma.org](http://www.nmma.org)

National Motorcycle Dealers Association  
9346 N. 94th Way  
Scottsdale, AZ 85258-5510  
Phone: (800) 717-7970  
Fax: (480) 860-0425  
Web Site: [www.nationalmda.com](http://www.nationalmda.com)



## MISSION STATEMENT

### CORPORATE MISSION

At Kinedyne Corporation, we are dedicated to providing the most efficient solutions and best overall value to our customers, through unparalleled engineering, manufacturing, customer service, and distribution.

To ensure that our customers receive the best overall value, we strive to:

1. Provide the highest quality products in the industry
2. Maintain a full line of standard products in stock
3. Ship all standard product orders within 24 hours
4. Be competitively priced
5. Provide an unprecedented level of customer service and support

It is through our unwavering commitment to these objectives, that we continually progress towards our ultimate goal at Kinedyne, to be the leader in our industry.

### MISIÓN CORPORATIVA

En Kinedyne estamos dedicados a ofrecer las soluciones más eficientes y el mejor valor agregado a nuestros Clientes, a través de un servicio, una ingeniería, una fabricación y una distribución incomparables.

Para asegurarnos de que nuestros Clientes reciban el mejor valor agregado, nos esforzamos en:

1. Proveer productos del más alto nivel de calidad de la industria
2. Mantener en inventario nuestra completa línea de productos estándares
3. Despachar todo pedido de Producto Estándar dentro de 24 horas
4. Ofrecer precios competitivos
5. Brindar un nivel sin precedente de servicio al cliente y soporte

A través de nuestro compromiso inquebrantable con estos objetivos, continuaremos progresando hasta alcanzar nuestra principal meta en Kinedyne, ser el líder de nuestra industria.

### MISSION CORPORATIVE

Chez Kinedyne, nous sommes engagés à fournir les solutions les plus efficaces et la meilleure valeur globale à nos Clients, en offrant un service à la clientèle, une ingénierie, une fabrication et une distribution exceptionnelle.

Pour nous assurer que nos clients reçoivent la meilleure valeur globale, nous visons à:

1. Offrir la plus haute qualité de produits dans l'industrie
2. Maintenir un inventaire complet de toute la gamme de produits standards
3. Livrer tous les produits standards commandés dans les 24 heures
4. Offrir un prix concurrentiel
5. Fournir un niveau de service à la clientèle et de soutien sans précédent

C'est par notre engagement inébranlable à ces objectifs que nous continuons à progresser vers notre but ultime chez Kinedyne, d'être le chef de file dans notre industrie.



# OUR WEB SITES OFFER PRODUCT SPECIFICATIONS, VIDEOS AND TRAINING MATERIALS ALL AT THE CLICK OF YOUR MOUSE.



Visit [www.kinedyne.com](http://www.kinedyne.com) to find out about our Cargo Control products and [www.steadymate.com](http://www.steadymate.com) to find out about our Motorcycle, Off-Road Vehicle and Marine Tie-Down solutions.





[www.kinedyne.com](http://www.kinedyne.com)